

















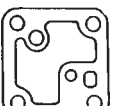

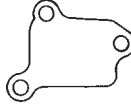
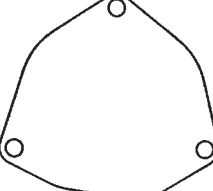
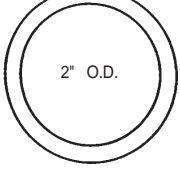
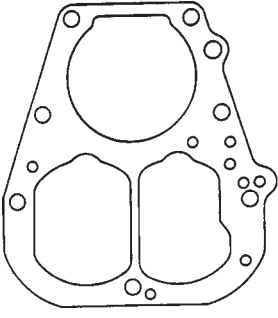
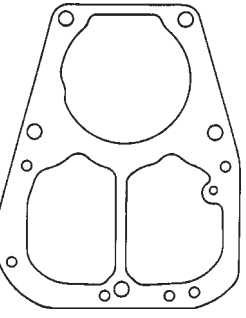
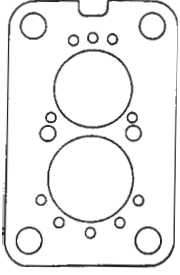


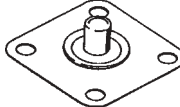
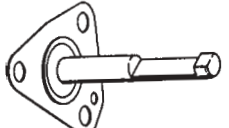
**REFERENCE**

**WALKER CARBURETOR  
KIT #15581B**

# MIKUNI SOLEX

**"APPLICATION"**

**ARROW (4 cyl).....1977-76  
COLT (4 cyl).....1977-71**

 <p><b>90-13</b> CHECK BALL 3/16" STEEL</p>	<p>ID .120 .054 THK.</p>  <p><b>711F</b> CHOKE HOUSING O-RING</p>	<p>ID .114 .070 THK.</p>  <p><b>G794</b> O-RING</p>	<p>ID .176 .070 THK.</p>  <p><b>G273</b> SEC. CONNECTING TUBE O-RING</p>	<p>ID .208 .070 THK.</p>  <p><b>G935</b> PUMP DISCHARGE NOZZLE O-RING</p>	<p>ID .177 OD .372 .032 THK.</p>  <p><b>434F</b> RUBBER POWER VALVE WASHER</p>
<p>ID .239 .070 THK.</p>  <p><b>G272</b> FUEL INLET FITTING O-RING</p>	<p>ID .326 OD .459 .055 THK.</p>  <p><b>21F</b> FUEL INLET FITTING WASHER</p>	<p>ID .403 OD .518 .032 THK.</p>  <p><b>G871</b> POWER VALVE WASHER</p>	<p>ID .404 OD .554 .032 THK.</p>  <p><b>397F</b> INLET FITTING WASHER</p>	 <p><b>560F</b> ALTITUDE VALVE MOUNTING SEAL</p>	 <p><b>419F</b> TPS MOUNTING GASKET</p>
 <p><b>420F</b> DIAPHRAGM HOUSING MOUNTING GASKET</p>	 <p><b>421F</b> ENRICHMENT BODY GASKET</p>	 <p><b>453F</b> CHOKE DIAPHRAGM</p>	 <p><b>586F</b> PUMP DIAPHRAGM HOUSING GASKET</p>	 <p><b>429F</b> PUMP DIAPHRAGM HOUSING GASKET</p>	
 <p><b>424F</b> CHOKE HOUSING GASKET</p>	 <p><b>809F</b> TPS FILTER GASKET</p>	 <p><b>423F</b> THROTTLE POSITIONER DIAPHRAGM SENSOR</p>	 <p>2" O.D.</p> <p><b>555F</b> CHOKE WATER HOUSING GASKET</p>		
 <p><b>427F</b> BOWL COVER GASKET</p>	 <p><b>428F</b> FLOAT BOWL GASKET</p>	 <p><b>559F</b> THROTTLE BODY INSULATOR GASKET</p>	 <p><b>422F</b> FLANGE GASKET</p>		
 <p><b>31-568</b> NEEDLE &amp; SEAT ASSEMBLY</p>	 <p><b>750F</b> PUMP DIAPHRAGM ASSEMBLY</p>	 <p><b>741F</b> CHOKE DIAPHRAGM ASSEMBLY</p>			















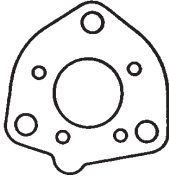
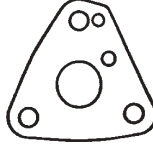
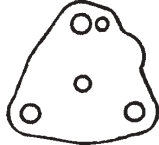
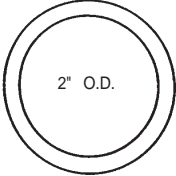
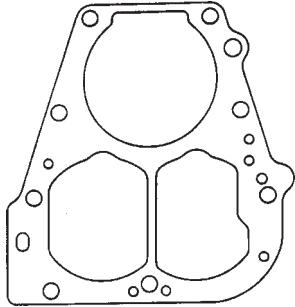
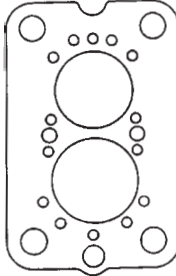
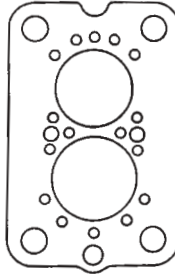
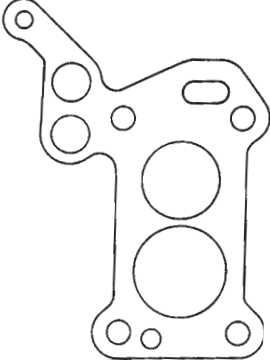

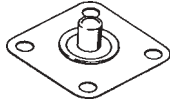
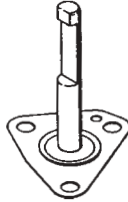
**REFERENCE**

**WALKER CARBURETOR  
KIT #15701**

# MIKUNI SOLEX

**"APPLICATION"**

**CHRYSL. IMPORTS/MITS....1978**

 <p><b>90-12</b> CHECK BALL 5/32" STEEL</p>	 <p><b>62-90</b> "E" CLIP RETAINER</p>	 <p>ID .120 .054 THK.</p> <p><b>711F</b> CHOKE HOUSING O-RING</p>	 <p>ID .114 .070 THK.</p> <p><b>G794</b> O-RING</p>	 <p>ID .199 OD .326 .032 THK.</p> <p><b>G1158</b> PUMP DISCHARGE NOZZLE WASHER</p>	 <p>ID .176 .070 THK.</p> <p><b>G273</b> SEC. CONNECTING TUBE O-RING</p>	 <p>ID .177 OD .372 .032 THK.</p> <p><b>434F</b> POWER SYSTEM VALVE WASHER</p>
 <p>ID .239 .070 THK.</p> <p><b>G272</b> FUEL INLET FITTING O-RING</p>	 <p>ID .309 OD .499 .062 THK.</p> <p><b>1056F</b> MAIN SCREW GLAND WASHER</p>	 <p>ID .326 OD .459 .055 THK.</p> <p><b>21F</b> FUEL INLET FITTING WASHER</p>	 <p>ID .403 OD .518 .032 THK.</p> <p><b>G871</b> POWER VALVE GASKET</p>	 <p>ID .476 .060 THK.</p> <p><b>685F</b> THROTTLE BYPASS VALVE O-RING</p>		
 <p><b>560F</b> ALTITUDE VALVE MOUNTING SEAL</p>	 <p><b>586F</b> PUMP DIAPHRAGM HOUSING GASKET</p>	 <p><b>585F</b> MIXTURE CONTROL VALVE GASKET</p>	 <p><b>421F</b> ENRICHMENT BODY GASKET</p>	 <p><b>453F</b> CHOKE DIAPHRAGM</p>		
 <p>2" O.D.</p> <p><b>555F</b> CHOKE WATER HOUSING GASKET</p>	 <p><b>583F</b> BOWL COVER GASKET</p>	 <p><b>716F</b> THROTTLE BODY GASKET</p>	 <p><b>717F</b> THROTTLE BODY GASKET</p>			
 <p><b>584F</b> FLANGE GASKET</p>	 <p><b>31-568</b> NEEDLE &amp; SEAT ASSEMBLY</p>	 <p><b>750F</b> PUMP DIAPHRAGM ASSEMBLY</p>	 <p><b>741F</b> CHOKE DIAPHRAGM ASSEMBLY</p>			








**REFERENCE**

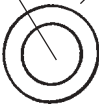




**WALKER CARBURETOR  
KIT #15746**

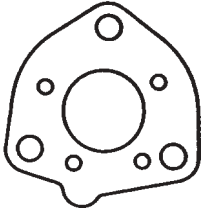
# MIKUNI SOLEX

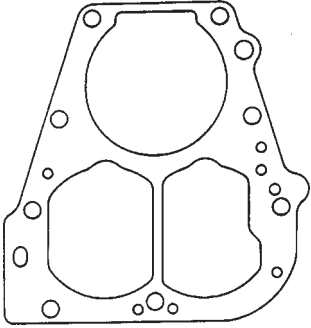
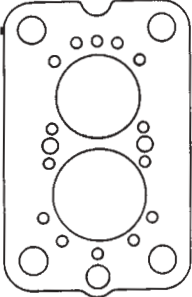
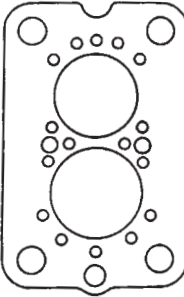
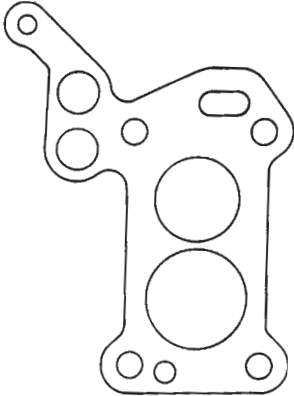
**"APPLICATION"**

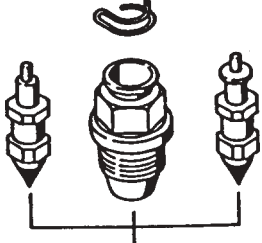
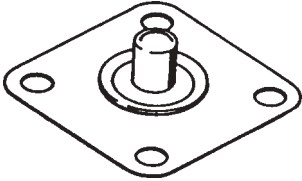
ARROW CHALLENGER (4 cyl).....1979  
CHAMP/COLT (4 cyl).....1979  
SAPPORO (4 cyl).....1979

		 ID .120 .054 THK.	 ID .114 .070 THK.	 ID .176 .070 THK.	 ID .177 OD .372 .032 THK.	 ID .239 .070 THK.
<b>90-12</b> CHECK BALL 5/32" STEEL	<b>62-90</b> "E" CLIP RETAINER	<b>711F</b> CHOKE HOUSING O-RING	<b>G794</b> O-RING	<b>G273</b> SEC. CONNECTING TUBE O-RING	<b>434F</b> POWER SYSTEM VALVE WASHER	<b>G272</b> FUEL INLET FITTING O-RING

 ID .326 OD .459 .055 THK.	 ID .476 .060 THK.			
<b>21F</b> FUEL INLET FITTING WASHER	<b>685F</b> THROTTLE BYPASS VALVE O-RING	<b>739F</b> ALTITUDE VALVE MOUNTING SEAL	<b>419F</b> TPS MOUNTING GASKET	<b>586F</b> PUMP DIAPHRAGM HOUSING GASKET

		
<b>453F</b> CHOKE DIAPHRAGM	<b>421F</b> ENRICHMENT BODY GASKET	<b>585F</b> MIXTURE CONTROL VALVE GASKET

			
<b>583F</b> BOWL COVER GASKET	<b>716F</b> THROTTLE BODY GASKET	<b>717F</b> THROTTLE BODY GASKET	<b>584F</b> FLANGE GASKET

	
<b>31-620</b> NEEDLE & SEAT ASSEMBLY	<b>750F</b> PUMP DIAPHRAGM ASSEMBLY
















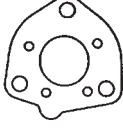
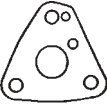
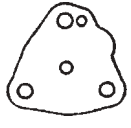
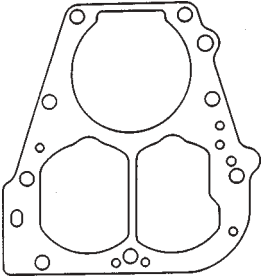
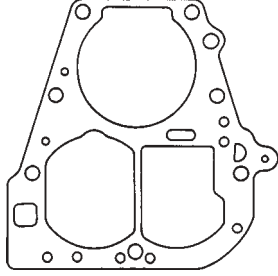
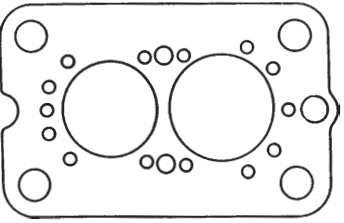
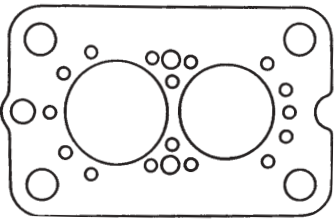
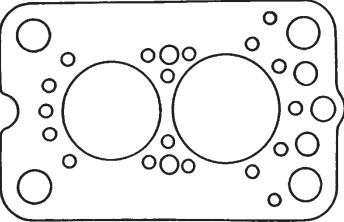
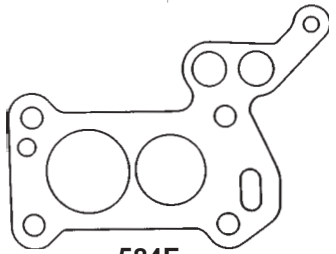

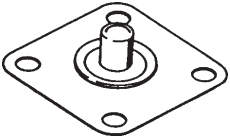
**REFERENCE**

WALKER CARBURETOR  
KIT #15779A

# MIKUNI SOLEX

**"APPLICATION"**

CHRYSL. IMPORTS/MITS....1980-84

 <p><b>90-12</b> CHECK BALL 5/32" STEEL</p>	 <p><b>62-90</b> "E" CLIP RETAINER</p>	<p>ID .120 .054 THK.</p>  <p><b>711F</b> CHOKE HOUSING O-RING</p>	<p>ID .114 .070 THK.</p>  <p><b>G794</b> O-RING</p>	<p>ID .176 .070 THK.</p>  <p><b>G273</b> SEC. CONNECTING TUBE O-RING</p>	<p>ID .177 OD .372 .032 THK.</p>  <p><b>434F</b> POWER SYSTEM VALVE WASHER</p>	<p>ID .239 .070 THK.</p>  <p><b>G272</b> FUEL INLET FITTING O-RING</p>
<p>ID .326 OD .459 .055 THK.</p>  <p><b>21F</b> FUEL INLET FITTING WASHER</p>	<p>ID .476 .060 THK.</p>  <p><b>685F</b> THROTTLE BYPASS VALVE O-RING</p>	<p>ID .???</p>  <p><b>1329F</b> O-RING</p>	 <p><b>739F</b> ALTITUDE VALVE MOUNTING SEAL</p>	 <p><b>1049F</b> AIR SWITCHING VALVE SEAL</p>	 <p><b>718F</b> RUBBER VENT VALVE SEAL</p>	
 <p><b>419F</b> TPS MOUNTING GASKET</p>	 <p><b>586F</b> PUMP DIAPHRAGM HOUSING GASKET</p>	 <p><b>585F</b> MIXTURE CONTROL VALVE GASKET</p>	 <p><b>421F</b> ENRICHMENT BODY GASKET</p>	 <p><b>453F</b> CHOKE DIAPHRAGM</p>		
 <p><b>583F</b> BOWL COVER GASKET</p>		 <p><b>593F</b> BOWL COVER GASKET</p>		 <p><b>716F</b> THROTTLE BODY GASKET</p>		
 <p><b>717F</b> THROTTLE BODY GASKET</p>		 <p><b>1213F</b> THROTTLE BODY GASKET</p>		 <p><b>584F</b> FLANGE GASKET</p>		
 <p><b>31-631</b> NEEDLE &amp; SEAT ASSEMBLY</p>			 <p><b>750F</b> PUMP DIAPHRAGM ASSEMBLY</p>			

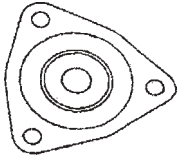
**REFERENCE**

**WALKER CARBURETOR  
KIT #15779A**

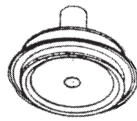
# MIKUNI SOLEX

**"APPLICATION"**

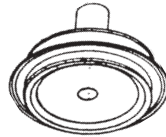
**CHRYSL. IMPORTS/MITS....1980-84**



**1326F**  
AUXILIARY ENRICH.  
DIAPHRAGM



**1288F**  
CPO DIAPHRAGM  
ASSEMBLY




**1322F**  
CPO DIAPHRAGM



**1217F**  
CAV DIAPHRAGM  
(Large stem)




**1218F**  
ASV,CAV,JACV DIAPH.  
(Small stem)



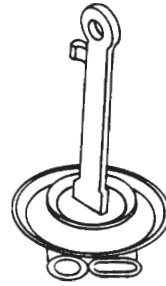
**1050F**  
MIXTURE CONTROL  
VALVE DIAPHRAGM



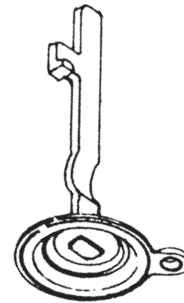
**1222F**  
BOWL VENT  
VALVE SEAL



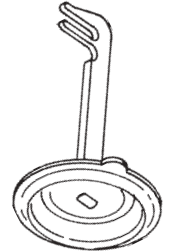
**1042F**  
CPO DIAPHRAGM  
ASSEMBLY



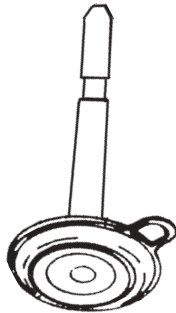
**1046F**  
CPO DIAPHRAGM  
ASSEMBLY



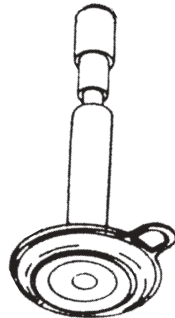
**1287F**  
CPO DIAPHRAGM  
ASSEMBLY



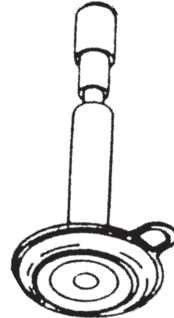
**1321F**  
CPO DIAPHRAGM  
ASSEMBLY



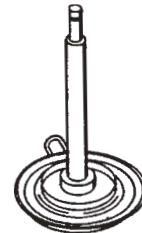
**1331F**  
BVV DIAPHRAGM  
ASSEMBLY (DIDTF)



**1308F**  
BVV DIAPHRAGM  
ASSEMBLY (DIDEF)



**1309F**  
BVV DIAPHRAGM  
ASSEMBLY (DIDEF)



**1219F**  
BVV DIAPHRAGM  
ASSEMBLY



**1047F**  
EGR VALVE BOOT



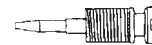
**30-68**  
FUEL FILTER



**30-67**  
FUEL FILTER




**64-463**  
DUST SEAL



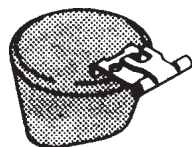
**16-147**  
IDLE SCREW  
(Late)




**16-148**  
IDLE SCREW  
(Early)



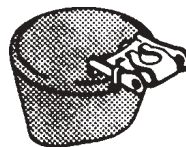
**100-73**  
FLOAT



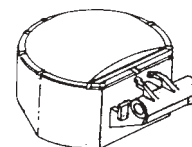
**100-74**  
FLOAT




**100-114**  
FLOAT



**100-115**  
FLOAT



**100-141**  
FLOAT



**100-142**  
FLOAT

**REFERENCE**

WALKER CARBURETOR  
KIT #15779A

# MIKUNI SOLEX

**"APPLICATION"**

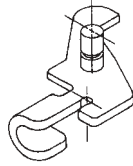
CHRYSL. IMPORTS/MITS....1980-84



**66-136**  
IDLE SCREW SPRING



**66-138**  
CPO ASSEMBLY SPRING




**85-385**  
CPO ASSEMBLY LEVER



**85-359**  
VENTURI RETAINER  
CLIP



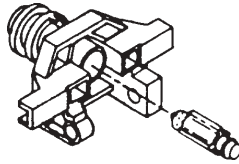
**17-155**  
VACUUM TUBE  
CONNECTOR



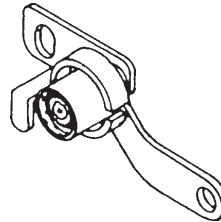
**17-152**  
WATER PIPE



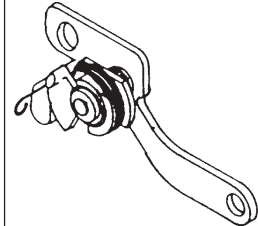
**85-386**  
DECCELERATION STEM  
(Rubber coated)



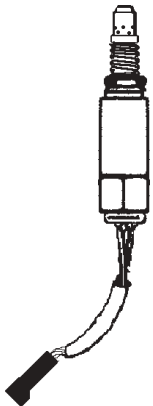
**31-709**  
NEEDLE & SEAT  
ASSEMBLY (Plastic)



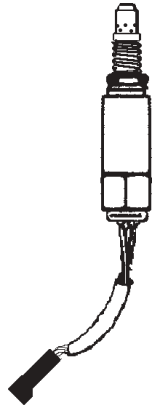
**85-355**  
PINION GEAR  
ASSEMBLY (Early)



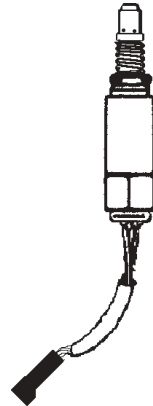
**85-357**  
PINION GEAR  
ASSEMBLY (Late)




**318-2012**  
JET AIR CONTROL  
SOLENOID  
(Red/green wire)



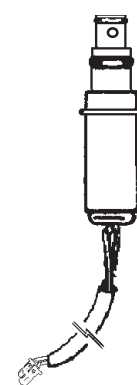
**318-2019**  
MIXTURE SOLENOID  
MD612006  
(Red/blue wire)



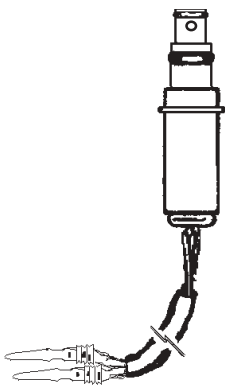
**318-2020**  
JET MIXTURE SOLENOID  
MD612014  
(Red/yellow wire)



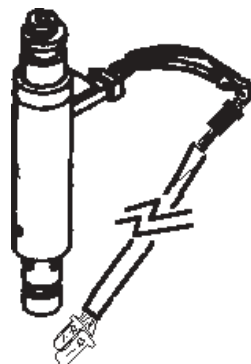
**318-2017**  
SOLENOID VALVE  
(Red/blue wire)



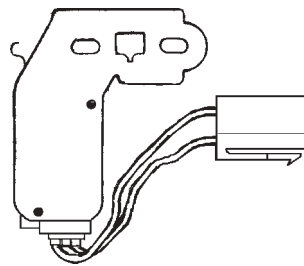
**318-2018**  
SOLENOID VALVE  
MD612434  
(Red/blue wire)



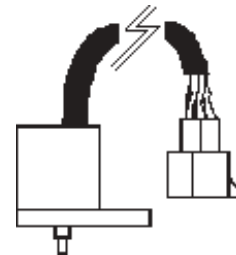
**318-2021**  
DECCELERATION SOLENOID  
MD612807  
(Red/blue wire)



**318-2022**  
FEEDBACK CONTROL  
SOLENOID  
(Red/yellow wire)



**318-2016**  
MICRO SWITCH  
(Red/black wire)



**318-2023**  
SOLENOID VALVE  
MD612072

**REFERENCE**

**WALKER CARBURETOR  
KIT #15779A**

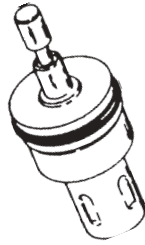
# MIKUNI SOLEX

**"APPLICATION"**

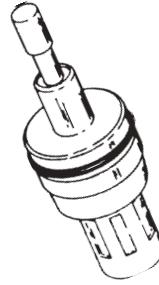
**CHRYSL. IMPORTS/MITS....1980-84**



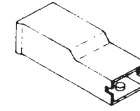
**318-2010  
IDLE SWITCH**



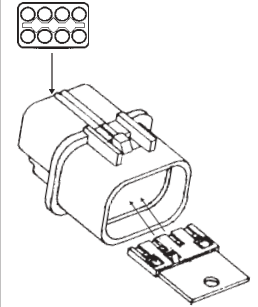
**85-351  
WAX CHOKE  
(Small)**



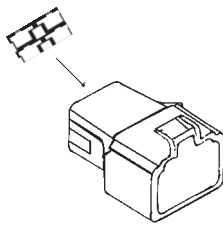
**85-350  
WAX CHOKE  
(Large)**



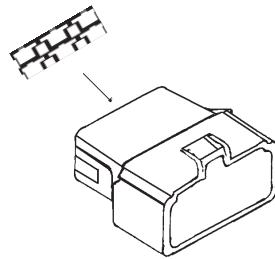
**85-378  
TERMINAL CONNECTOR**



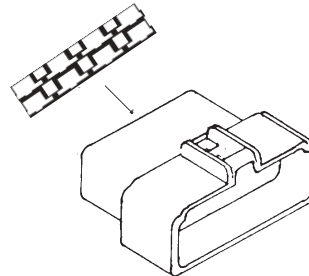
**85-377  
TERMINAL CONNECTOR  
(8 Pin)**



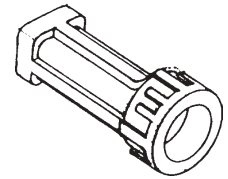
**85-408  
TERMINAL CONNECTOR  
(4 Pin)**



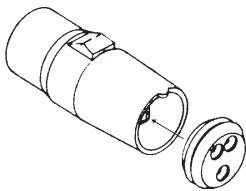
**85-406  
TERMINAL CONNECTOR  
(6 Pin)**



**85-376  
TERMINAL CONNECTOR  
(8 Pin)**



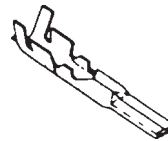
**85-379  
TERMINAL CONNECTOR CAP  
(Rubber)**



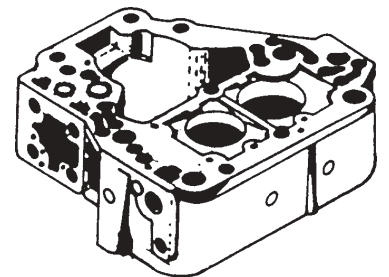
**85-381  
TERMINAL CONNECTOR  
(3 Pin)**



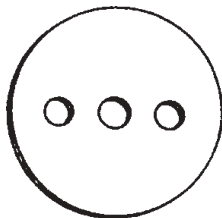
**85-380  
TERMINAL  
(Female)**



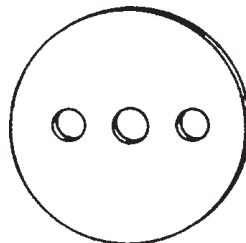
**85-362  
TERMINAL CONNECTOR  
(Male)**



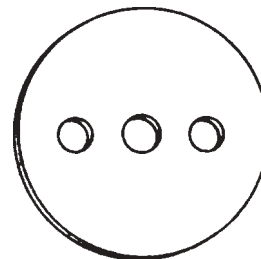
**85-375  
THROTTLE BODY  
(Phenolic)**



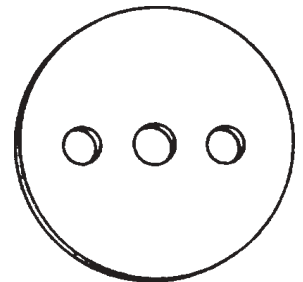
**85-383  
THROTTLE PLATE  
(28 MM)**



**85-384  
THROTTLE PLATE  
(30 MM)**



**85-382  
THROTTLE PLATE  
(32 MM)**



**85-402  
THROTTLE PLATE  
(35 MM)**










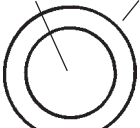






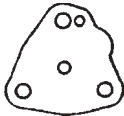

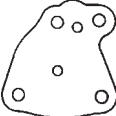



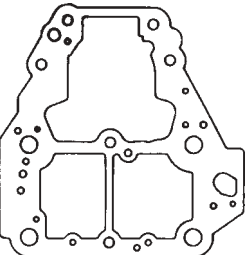
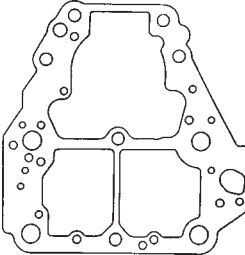
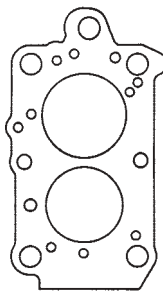
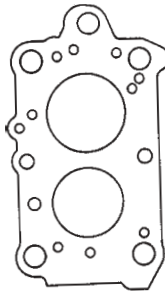
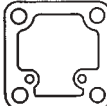
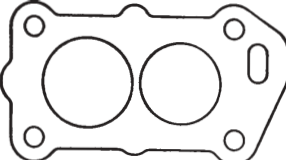


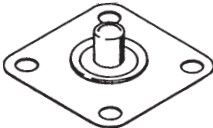
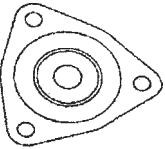



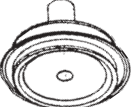
**REFERENCE**

WALKER CARBURETOR  
KIT #15793E

# MIKUNI SOLEX

**"APPLICATION"**

CHRYSL. IMPORTS/IMITS.....1981-89  
HYUNDAI.....1986

 <p><b>90-12</b> CHECK BALL 5/32" STEEL</p>	 <p><b>62-90</b> "E" CLIP RETAINER</p>	<p>ID .120 .054 THK.</p>  <p><b>711F</b> CHOKE HOUSING O-RING</p>	<p>ID .114 .070 THK.</p>  <p><b>G794</b> O-RING</p>	<p>ID .176 .070 THK.</p>  <p><b>G273</b> SEC. CONNECTING TUBE O-RING</p>	<p>ID .177 OD .372 .032 THK.</p>  <p><b>434F</b> POWER SYSTEM VALVE WASHER</p>	<p>ID .239 .070 THK.</p>  <p><b>G272</b> FUEL INLET FITTING O-RING</p>
<p>ID .541 .052 THK.</p>  <p><b>733F</b> BOWL VENT SOLENOID O-RING</p>	<p>ID .614 .070 THK.</p>  <p><b>727F</b> BOWL VENT O-RING</p>	<p>ID .480 OD .661 .040 THK.</p>  <p><b>963F</b> ALUM. BANJO BOLT WASHER</p>	 <p><b>718F</b> RUBBER VENT VALVE SEAL</p>	 <p><b>726F</b> CHOKE WATER FITTING GASKET</p>	 <p><b>724F</b> PRI. JET EXT. GASKET</p>	 <p><b>725F</b> SEC. JET EXT. GASKET</p>
 <p><b>1021F</b> PRI. JET TUBE GASKET</p>	 <p><b>1027F</b> SEC. JET TUBE GASKET</p>	 <p><b>453F</b> CHOKE DIAPHRAGM</p>	 <p><b>1224F</b> AIR SWITCHING VALVE GASKET</p>	 <p><b>1246F</b> ENRICH. VALVE DIAPHRAGM</p>	 <p><b>722F</b> ENRICH. BODY GASKET</p>	 <p><b>585F</b> MIXTURE CONTROL VALVE GASKET</p>
 <p><b>723F</b> PUMP HOUSING GASKET</p>	 <p><b>1225F</b> BOWL COVER GASKET</p>	 <p><b>1036F</b> BOWL COVER GASKET</p>	 <p><b>986F</b> THROTTLE BODY GASKET</p>	 <p><b>1055F</b> THROTTLE BODY GASKET</p>		
 <p><b>798F</b> PUMP HOUSING GASKET</p>						
 <p><b>1223F</b> FLANGE GASKET</p>	 <p><b>720F</b> FLANGE GASKET</p>	 <p><b>31-625</b> NEEDLE &amp; SEAT ASSEMBLY</p>	 <p><b>750F</b> PUMP DIAPHRAGM ASSEMBLY</p>			
 <p><b>1326F</b> AUXILIARY ENRICHMENT DIAPHRAGM</p>	 <p><b>1222F</b> BOWL VENT VALVE SEAL</p>	 <p><b>1217F</b> C.A.V. DIAPHRAGM ASSEMBLY</p>	 <p><b>1218F</b> A.S.V., C.A.V., J.A.C.V., DIAPHRAGM ASSEMBLY</p>	 <p><b>1288F</b> CPO DIAPHRAGM ASSEMBLY</p>		



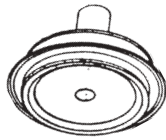
**REFERENCE**

**WALKER CARBURETOR  
KIT #15793E**


# MIKUNI SOLEX

**"APPLICATION"**

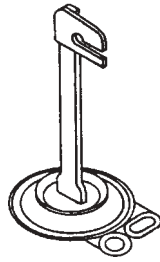
**CHRYSL. IMPORTS/MITS.....1981-89  
HYUNDAI.....1986**



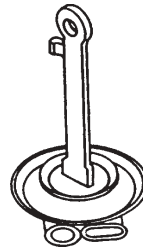
**1322F**  
CPO DIAPHRAGM



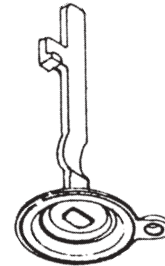
**1050F**  
MIXTURE CONTROL  
VALVE DIAPH.



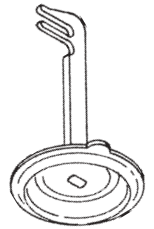
**1042F**  
CHOKE PULL-OFF  
DIAPH. ASSEMBLY



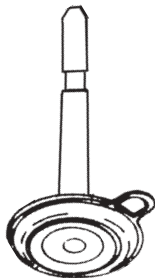
**1046F**  
CHOKE PULL-OFF  
DIAPH. ASSEMBLY



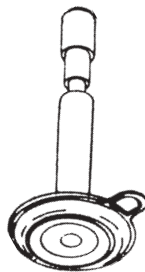
**1287F**  
CPO DIAPHRAGM  
ASSEMBLY




**1321F**  
CPO DIAPHRAGM  
ASSEMBLY



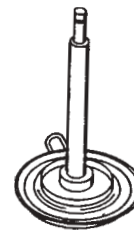
**1331F**  
BVV DIAPHRAGM  
ASSEMBLY (DIDTF)



**1308F**  
BVV DIAPHRAGM  
ASSEMBLY (DIDEF)



**1309F**  
BVV DIAPHRAGM  
ASSEMBLY (DIDEF)



**1219F**  
BVV DIAPHRAGM  
ASSEMBLY



**1047F**  
EGR VALVE BOOT



**30-68**  
FUEL FILTER



**30-67**  
FUEL FILTER




**64-463**  
DUST SEAL



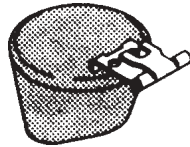
**16-147**  
IDLE SCREW  
(Late)



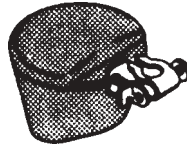
**16-148**  
IDLE SCREW  
(Early)



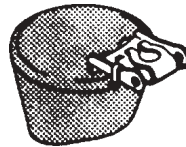
**100-73**  
FLOAT



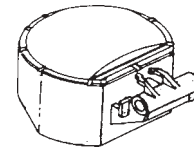
**100-74**  
FLOAT




**100-114**  
FLOAT



**100-115**  
FLOAT



**100-141**  
FLOAT



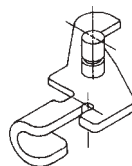
**100-142**  
FLOAT



**66-136**  
IDLE SCREW SPRING



**66-138**  
CPO ASSEMBLY SPRING



**85-385**  
CPO ASSEMBLY LEVER



**85-359**  
VENTURI RETAINER  
CLIP



**17-155**  
VACUUM TUBE  
CONNECTOR


**REFERENCE**

WALKER CARBURETOR  
KIT #15793E

# MIKUNI SOLEX

**"APPLICATION"**

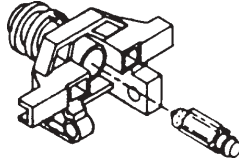
CHRYSL. IMPORTS/IMITS.....1981-89  
HYUNDAI.....1986



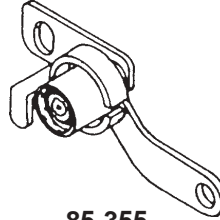
**17-152**  
WATER PIPE



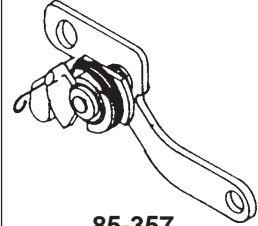
**85-386**  
DECELERATION STEM  
(Rubber coated)



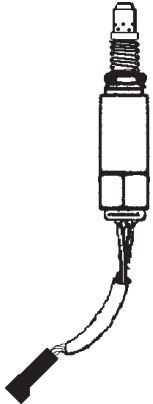
**31-709**  
NEEDLE & SEAT  
ASSEMBLY (Plastic)



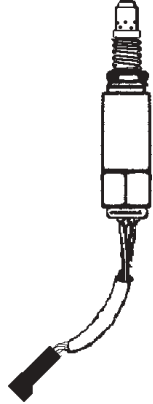
**85-355**  
PINION GEAR  
ASSEMBLY (Early)



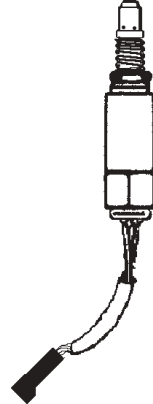
**85-357**  
PINION GEAR  
ASSEMBLY (Late)




**318-2012**  
JET AIR CONTROL  
SOLENOID  
(Red/green wire)




**318-2019**  
MIXTURE SOLENOID  
MD612006  
(Red/blue wire)



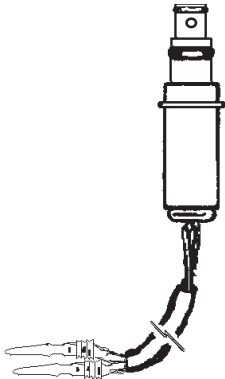
**318-2020**  
JET MIXTURE SOLENOID  
MD612014  
(Red/yellow wire)



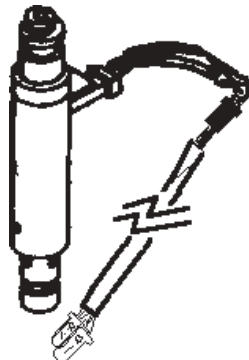
**318-2017**  
SOLENOID VALVE  
(Red/blue wire)



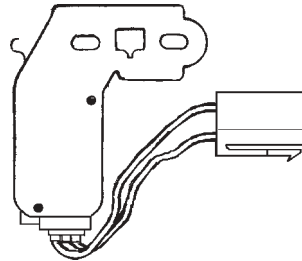
**318-2018**  
SOLENOID VALVE  
MD612434  
(Red/blue wire)



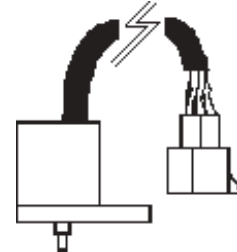
**318-2021**  
DECELERATION SOLENOID  
MD612807  
(Red/blue wire)



**318-2022**  
FEEDBACK CONTROL  
SOLENOID  
(Red/yellow wire)



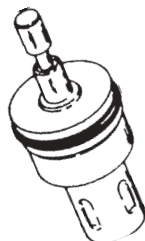
**318-2016**  
MICRO SWITCH  
(Red/black wire)



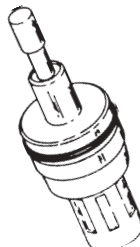
**318-2023**  
SOLENOID VALVE  
MD612072



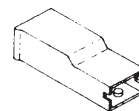
**318-2010**  
IDLE SWITCH



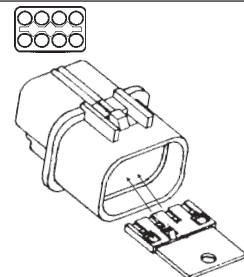
**85-351**  
WAX CHOKE  
(Small)



**85-350**  
WAX CHOKE  
(Large)



**85-378**  
TERMINAL CONNECTOR

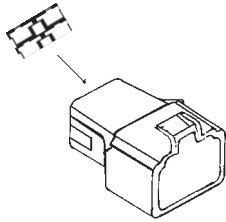


**85-377**  
TERMINAL CONNECTOR  
(8 Pin)

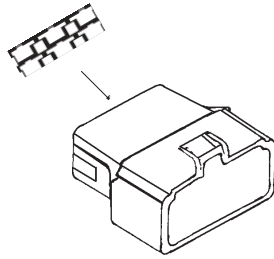
**REFERENCE**  
**WALKER CARBURETOR**  
**KIT #15793E**

# MIKUNI SOLEX

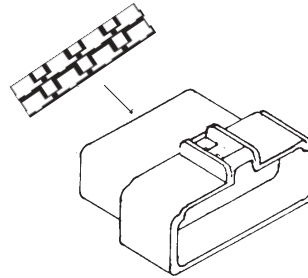
**"APPLICATION"**  
**CHRYSL. IMPORTS/MITS.....1981-89**  
**HYUNDAI.....1986**



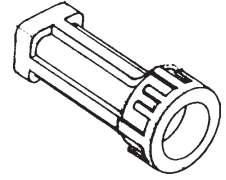
**85-408**  
**TERMINAL CONNECTOR**  
**(4 Pin)**



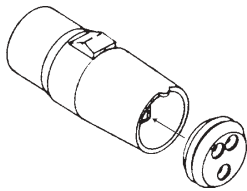
**85-406**  
**TERMINAL CONNECTOR**  
**(6 Pin)**



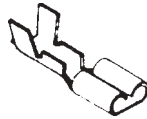
**85-376**  
**TERMINAL CONNECTOR**  
**(8 Pin)**



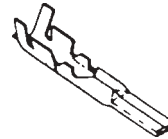
**85-379**  
**TERMINAL CONNECTOR CAP**  
**(Rubber)**



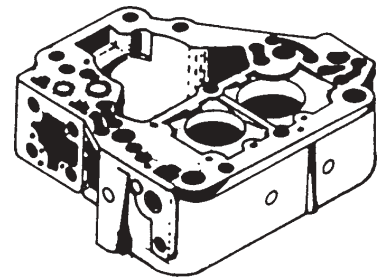
**85-381**  
**TERMINAL CONNECTOR**  
**(3 Pin)**



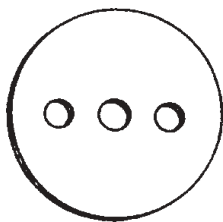
**85-380**  
**TERMINAL**  
**(Female)**



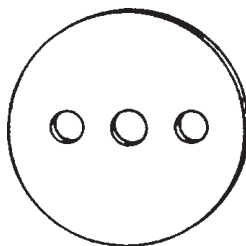
**85-362**  
**TERMINAL CONNECTOR**  
**(Male)**



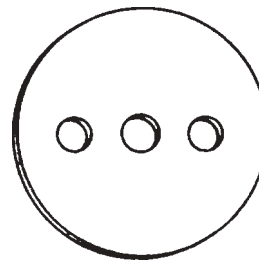
**85-375**  
**THROTTLE BODY**  
**(Phenolic)**



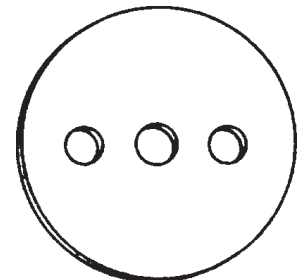
**85-383**  
**THROTTLE PLATE**  
**(28 MM)**



**85-384**  
**THROTTLE PLATE**  
**(30 MM)**



**85-382**  
**THROTTLE PLATE**  
**(32 MM)**



**85-402**  
**THROTTLE PLATE**  
**(35 MM)**














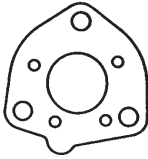
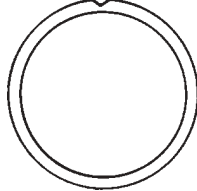
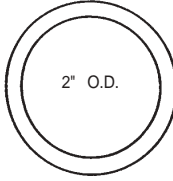
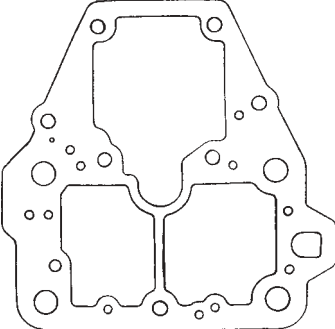
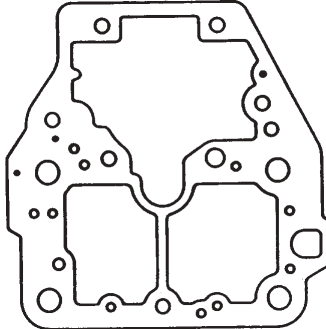
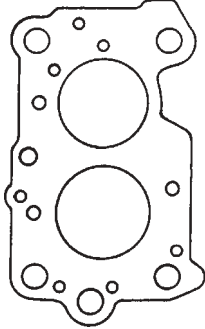
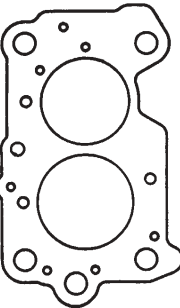
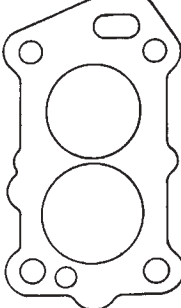
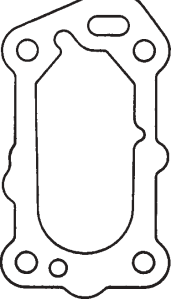
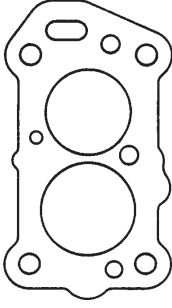



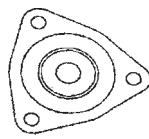



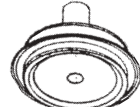
**REFERENCE**

WALKER CARBURETOR  
KIT #151050A

# MIKUNI SOLEX

**"APPLICATION"**

CHRYSL. IMPORTS/IMITS...1986-92  
HYUNDAI.....1987-89

 <b>90-12</b> CHECK BALL 5/32" STEEL	 <b>62-90</b> "E" CLIP RETAINER	 ID .120 .054 THK. <b>711F</b> CHOKE HOUSING O-RING	 ID .161 .043 THK. <b>1138F</b> O-RING	 ID .114 .070 THK. <b>G794</b> O-RING	 ID .176 .070 THK. <b>G273</b> SEC. CONNECTING TUBE O-RING	 ID .265 .044 THK. <b>1139F</b> O-RING	 ID .256 .059 THK. <b>1140F</b> O-RING	 ID .239 .070 THK. <b>G272</b> FUEL INLET FITTING O-RING
 ID .276 .059 THK. <b>1007F</b> LOWER FEEDBACK O-RING	 ID .335 .059 THK. <b>1141F</b> O-RING	 ID .354 .059 THK. <b>1006F</b> UPPER FEEDBACK O-RING	 <b>723F</b> PUMP HOUSING GASKET	 <b>585F</b> MIXTURE CONTROL VALVE GASKET	 <b>871F</b> CHOKE COVER GASKET			
 2" O.D. <b>555F</b> CHOKE WATER HOUSING GASKET	 <b>1118F</b> BOWL COVER GASKET	 <b>1226F</b> BOWL COVER GASKET	 <b>1119F</b> THROTTLE BODY GASKET					
 <b>1229F</b> THROTTLE BODY GASKET	 <b>1120F</b> FLANGE GASKET	 <b>1227F</b> FLANGE GASKET	 <b>1228F</b> FLANGE GASKET	 <b>18-225</b> FUEL NEEDLE VALVE PACKAGE	 <b>1159F</b> PUMP DIAPHRAGM ASSEMBLY			
 <b>1160F</b> ENRICH. DIAPHRAGM ASSEMBLY	 <b>1326F</b> AUXILIARY ENRICH. DIAPHRAGM	 <b>1217F</b> CAV DIAPHRAGM (Large stem)	 <b>1218F</b> ASV,CAV,JACV DIAPH. (Small stem)	 <b>1222F</b> BOWL VENT VALVE SEAL	 <b>1288F</b> CPO DIAPHRAGM ASSEMBLY			

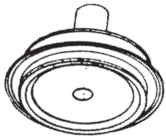
**REFERENCE**

**WALKER CARBURETOR  
KIT #151050A**


# MIKUNI SOLEX

**"APPLICATION"**

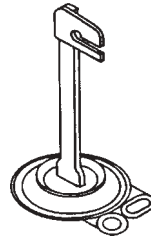
**CHRYSL. IMPORTS/IMITS...1986-92  
HYUNDAI.....1987-89**



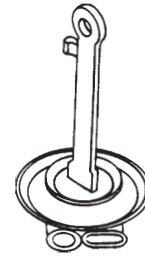
**1322F  
CPO DIAPHRAGM**



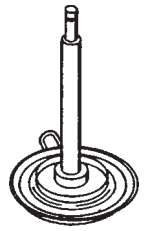
**1050F  
MIXTURE CONTROL  
VALVE DIAPHRAGM**



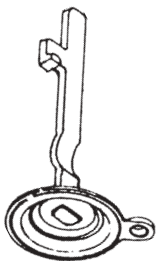
**1042F  
CHOKE PULL-OFF  
DIAPH. ASSEMBLY**



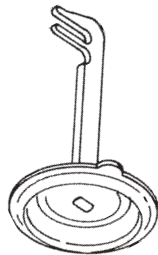
**1046F  
CHOKE PULL-OFF  
DIAPH. ASSEMBLY**



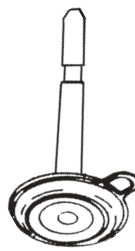
**1219F  
BOWL VENT  
DIAPH. ASSEMBLY**



**1287F  
CPO DIAPHRAGM  
ASSEMBLY**



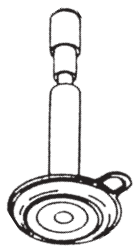
**1321F  
CPO DIAPHRAGM  
ASSEMBLY**



**1331F  
BVV DIAPHRAGM  
ASSEMBLY (DIDTF)**



**1308F  
BVV DIAPHRAGM  
ASSEMBLY (DIDEF)**



**1309F  
BVV DIAPHRAGM  
ASSEMBLY (DIDEF)**



**1047F  
EGR VALVE BOOT**



**30-68  
FUEL FILTER**



**30-67  
FUEL FILTER**




**64-463  
DUST SEAL**




**16-147  
IDLE SCREW  
(Late)**



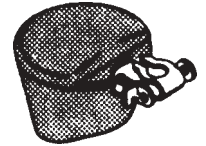
**16-148  
IDLE SCREW  
(Early)**



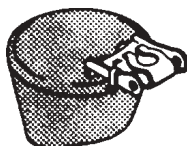
**100-73  
FLOAT**



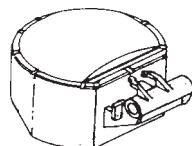
**100-74  
FLOAT**




**100-114  
FLOAT**



**100-115  
FLOAT**



**100-141  
FLOAT**



**100-142  
FLOAT**



**66-136  
IDLE SCREW SPRING**



**66-138  
CPO ASSEMBLY SPRING**

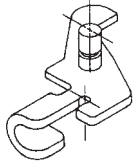
**REFERENCE**

WALKER CARBURETOR  
KIT #151050A

# MIKUNI SOLEX

**"APPLICATION"**

CHRYSL. IMPORTS/IMITS...1986-92  
HYUNDAI.....1987-89



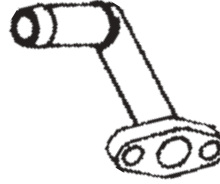
**85-385**  
CPO ASSEMBLY LEVER



**85-359**  
VENTURI RETAINER  
CLIP



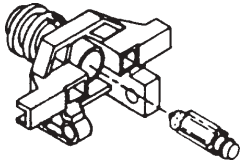
**17-155**  
VACUUM TUBE  
CONNECTOR



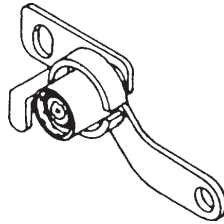
**17-152**  
WATER PIPE



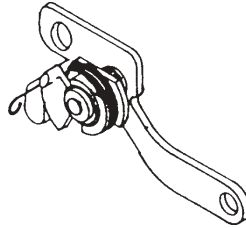
**85-386**  
DECELERATION STEM  
(Rubber coated)



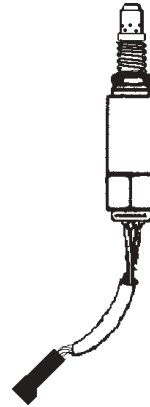
**31-709**  
NEEDLE & SEAT  
ASSEMBLY (Plastic)



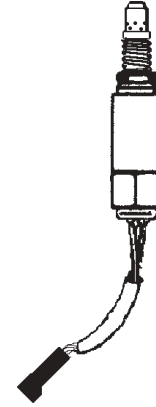
**85-355**  
PINION GEAR  
ASSEMBLY (Early)



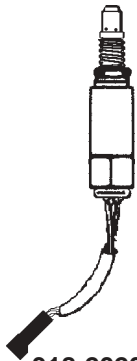
**85-357**  
PINION GEAR  
ASSEMBLY (Late)



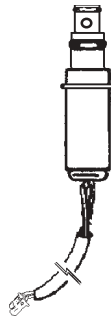
**318-2012**  
JET AIR CONTROL  
SOLENOID  
(Red/green wire)




**318-2019**  
MIXTURE SOLENOID  
MD612006  
(Red/blue wire)



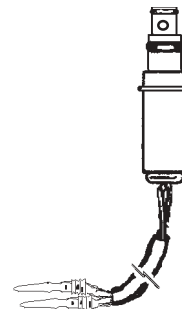
**318-2020**  
JET MIXTURE SOLENOID  
MD612014  
(Red/yellow wire)



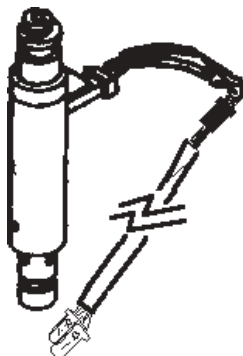
**318-2017**  
SOLENOID VALVE  
(Red/blue wire)



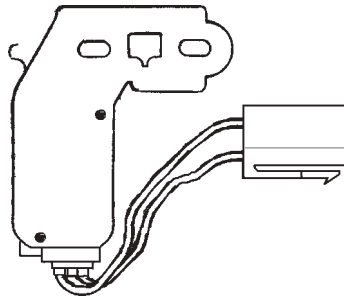
**318-2018**  
SOLENOID VALVE  
MD612434  
(Red/blue wire)



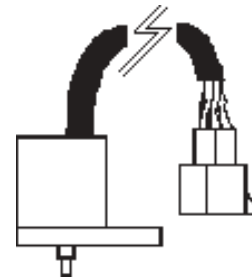
**318-2021**  
DECELERATION SOLENOID  
MD612807  
(Red/blue wire)



**318-2022**  
FEEDBACK CONTROL SOLENOID  
(Red/yellow wire)



**318-2016**  
MICRO SWITCH  
(Red/black wire)



**318-2023**  
SOLENOID VALVE  
MD612072

**REFERENCE**

**WALKER CARBURETOR  
KIT #151050A**

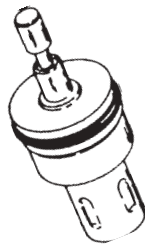
# MIKUNI SOLEX

**"APPLICATION"**

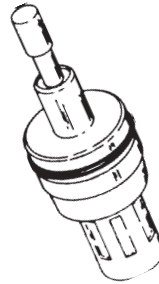
**CHRYSL. IMPORTS/IMITS...1986-92  
HYUNDAI.....1987-89**



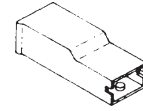
**318-2010  
IDLE SWITCH**



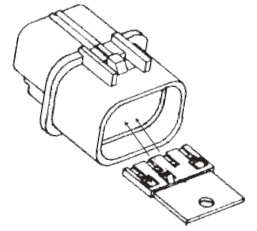
**85-351  
WAX CHOKE  
(Small)**



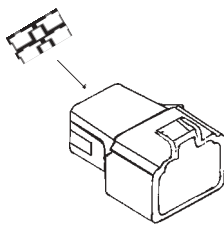
**85-350  
WAX CHOKE  
(Large)**



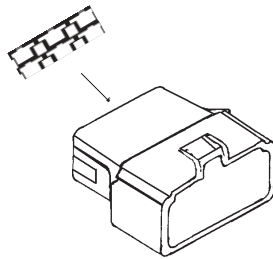
**85-378  
TERMINAL CONNECTOR**



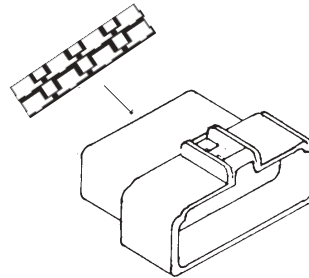
**85-377  
TERMINAL CONNECTOR  
(8 Pin)**




**85-408  
TERMINAL CONNECTOR  
(4 Pin)**



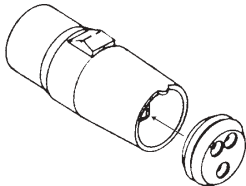
**85-406  
TERMINAL CONNECTOR  
(6 Pin)**



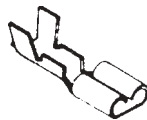
**85-376  
TERMINAL CONNECTOR  
(8 Pin)**



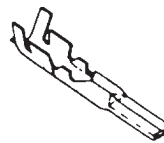
**85-379  
TERMINAL CONNECTOR CAP  
(Rubber)**



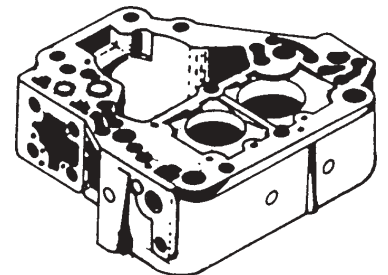
**85-381  
TERMINAL CONNECTOR  
(3 Pin)**



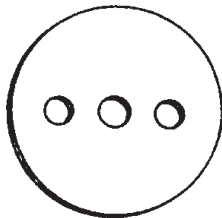
**85-380  
TERMINAL  
(Female)**



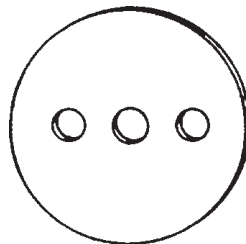
**85-362  
TERMINAL CONNECTOR  
(Male)**



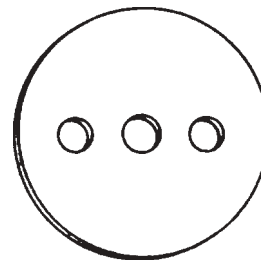
**85-375  
THROTTLE BODY  
(Phenolic)**



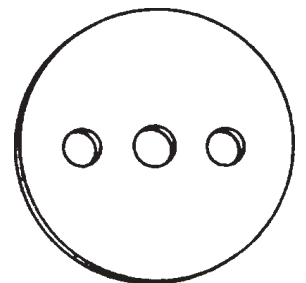
**85-383  
THROTTLE PLATE  
(28 MM)**



**85-384  
THROTTLE PLATE  
(30 MM)**



**85-382  
THROTTLE PLATE  
(32 MM)**



**85-402  
THROTTLE PLATE  
(35 MM)**








**REFERENCE**




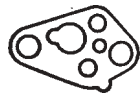

**WALKER CARBURETOR  
KIT #151099**

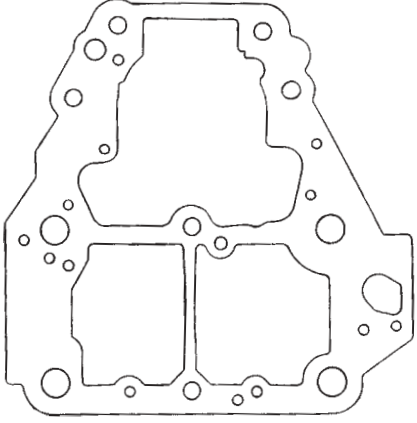
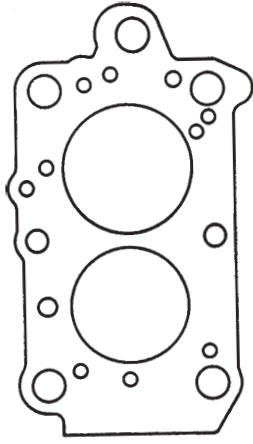

# MIKUNI SOLEX


**"APPLICATION"**

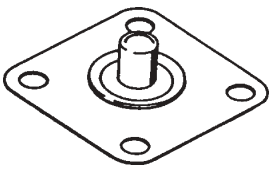
**MAZDA (4 cyl).....1988-87**

 <p><b>90-12</b> CHECK BALL 5/32" STEEL</p>	 <p><b>62-90</b> "E" CLIP RETAINER</p>	<p>ID .120</p>  <p>.054 THK.</p> <p><b>711F</b> CHOKE HOUSING O-RING</p>	<p>ID .114</p>  <p>.070 THK.</p> <p><b>G794</b> O-RING</p>	<p>ID .176</p>  <p>.070 THK.</p> <p><b>G273</b> SEC. CONNECTING TUBE O-RING</p>	<p>ID .239</p>  <p>.070 THK.</p> <p><b>G272</b> FUEL INLET FITTING O-RING</p>	<p>ID .326 OD .459</p>  <p>.055 THK.</p> <p><b>21F</b> FUEL INLET FITTING WASHER</p>
--	---	---	---	--	--	---

<p>ID .614</p>  <p>.070 THK.</p> <p><b>727F</b> BOWL VENT O-RING</p>	 <p><b>718F</b> RUBBER VENT VALVE SEAL</p>	 <p><b>723F</b> PUMP HOUSING GASKET</p>	 <p><b>724F</b> PRIMARY JET EXTENSION GASKET</p>	 <p><b>1027F</b> SECONDARY JET TUBE GASKET</p>
---	---	--	--	---

 <p><b>1270F</b> BOWL COVER GASKET</p>	 <p><b>986F</b> THROTTLE BODY GASKET</p>	 <p><b>1120F</b> FLANGE GASKET</p>
---	--	--

 <p><b>31-625</b> NEEDLE &amp; SEAT ASSEMBLY</p>
---

 <p><b>750F</b> PUMP DIAPHRAGM ASSEMBLY</p>
---