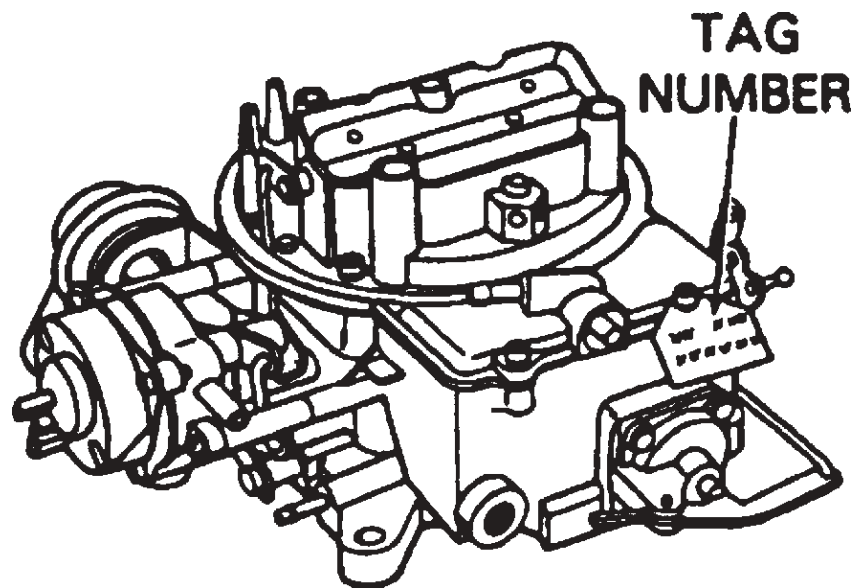


# FORD/MOTORCRAFT

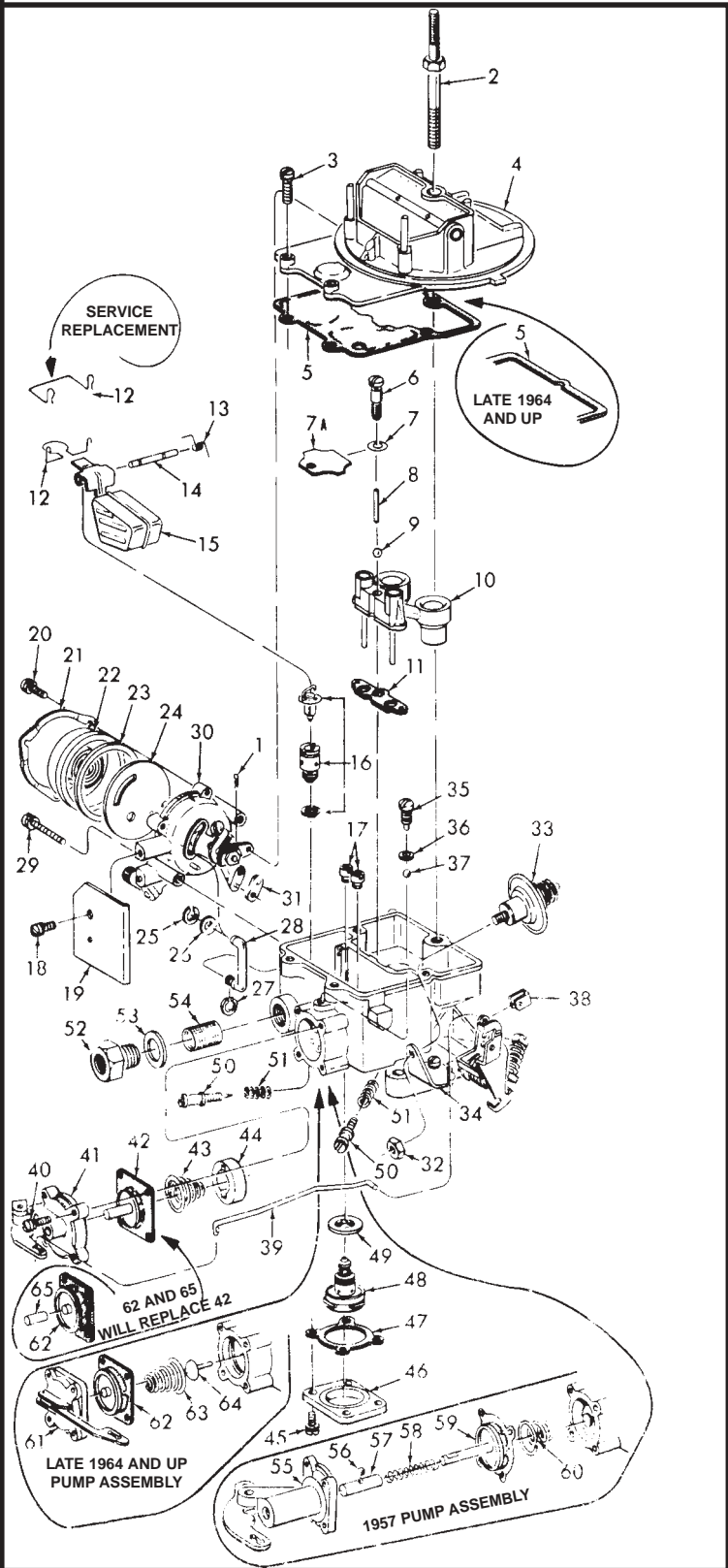
## "2100, 2150"



### APPLICATION

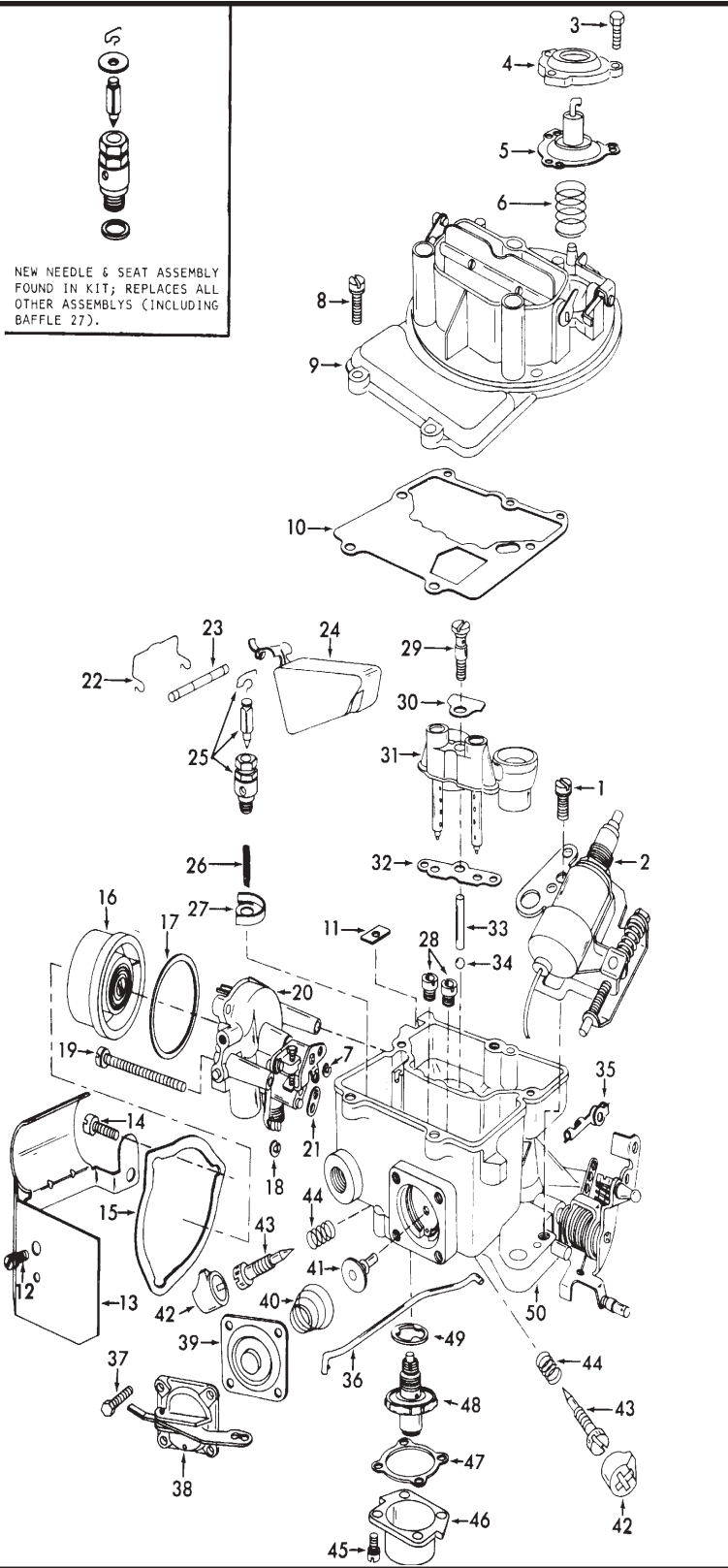
AMERICAN MOTORS (8 cyl) .....	1968-79
EDSEL (8 cyl) .....	1959-60
FORD / MERCURY (6,8 cyl ) .....	1958-86
FORD TRUCK (6,8 cyl) .....	1963-86
JEEP (8 cyl) .....	1971-92
LINCOLN (6,8 cyl) .....	1977-83

### "2100" (EARLY MODEL)



REF#	NOMENCLATURE	PART#
1)	RETAINER-CHOKE ROD LOWER .....	SEE PAGE 12
2)	STUD-AIR CLEANER .....	
3)	SCREW-BOWL COVER .....	SEE PAGE 13
4)	BOWL COVER ASSEMBLY .....	
5)	GASKET-BOWL COVER .....	SEE PAGE 16
6)	SCREW-PUMP DISCHARGE NOZZLE .....	**
7)	GASKET-PUMP DISCHARGE NOZZLE .....	
7A)	PLATE-PUMP DISCHARGE NOZZLE .....	85-190
8)	WEIGHT-DISC. CHECK BALL .....	32-49
9)	BALL-DISC. BALL .....	SEE PAGE 12
10)	VENTURI CLUSTER ASSEMBLY .....	
11)	GASKET-VENTURI CLUSTER ASSY. ....	G1104
12)	RETAINER-FLOAT PIN .....	SEE PAGE 12
13)	SPRING-FLOAT DAMPNER .....	SEE PAGE 12
14)	PIN-FLOAT HINGE .....	SEE PAGE 13
15)	FLOAT & LEVER ASSEMBLY .....	SEE PAGE 17
16)	NEEDLE, SEAT & GASKET ASSY. ....	SEE PAGE 19
17)	JET-MAIN .....	SEE PAGE 12
18)	SCREW-AIR SHIELD .....	SEE PAGE 13
19)	AIR-SHIELD .....	
20)	SCREW-STAT CLAMP .....	SEE PAGE 13
21)	CLAMP-STAT COVER .....	SEE PAGE 15
22)	STAT COVER & SPRING ASSY. ....	SEE PAGE 17
23)	GASKET-STAT COVER .....	SEE PAGE 14
24)	PLATE-CHOKE BAFFLE .....	SEE PAGE 15
25)	RETAINER-FAST IDLE ROD UPPER .....	
26)	WASHER-FAST IDLE ROD UPPER .....	
27)	RETAINER-FAST IDLE ROD LOWER .....	
28)	FAST IDLE ROD .....	
29)	SCREW-CHOKE HOUSING .....	SEE PAGE 13
30)	CHOKE HOUSING ASSEMBLY .....	
31)	GASKET-CHOKE HOUSING ASSY. ....	G1241
32)	LOCKNUT-DASHPOT .....	
33)	DASHPOT .....	
34)	BRACKET-DASHPOT .....	
35)	SCREW-CHECK BALL RETAINER .....	
36)	GASKET-CHECK BALL RETAINER .....	
37)	BALL-PUMP INLET CHECK .....	SEE PAGE 12
38)	RETAINER-PUMP ROD .....	SEE PAGE 12
39)	ROD-PUMP .....	SEE PAGE 13
40)	SCREW-PUMP COVER .....	SEE PAGE 13
41)	PUMP COVER & LEVER ASSY .....	
42)	PUMP DIAPHRAGM ASSEMBLY .....	SEE PAGE 18
43)	SPRING-PUMP DIAPHRAGM RETURN .....	
44)	CAVITY FILTER-PUMP .....	
45)	SCREW-ECONOMIZER VALVE COVER .....	SEE PAGE 13
46)	COVER-ECONOMIZER VALVE .....	
47)	GASKET-ECONOMIZER VALVE COVER .....	G1076
48)	VALVE-POWER ENRICH. (1 STAGE) .....	SEE PAGE 19
49)	GASKET-ECONOMIZER VALVE .....	G319
50)	NEEDLE-IDLE ADJUSTING .....	SEE PAGE 12
51)	SPRING-IDLE ADJUSTING NEEDLE .....	SEE PAGE 12
52)	FITTING-FUEL INLET .....	SEE PAGE 18
53)	GASKET-FUEL INLET FITTING .....	SEE PAGE 14
54)	SCREEN-FUEL INLET FILTER .....	SEE PAGE 12
55)	PUMP COVER & LEVER ASSEMBLY .....	
56)	BALL-PUMP PUSH ROD SLEEVE .....	SEE PAGE 12
57)	SLEEVE-PUMP PUSH ROD .....	
58)	SPRING-PUMP PUSH ROD .....	
59)	PUMP DIAPHRAGM ASSEMBLY .....	
60)	SPRING-PUMP DIAPHRAGM RETURN .....	
61)	PUMP COVER & LEVER ASSEMBLY .....	
62)	PUMP DIAPHRAGM ASSEMBLY .....	SEE PAGE 18
63)	SPRING-PUMP DIAPHRAGM RETURN .....	
64)	VALVE-PUMP INLET CHECK .....	SEE PAGE 12
65)	PUSH ROD-PUMP DIAPHRAGM .....	64-343

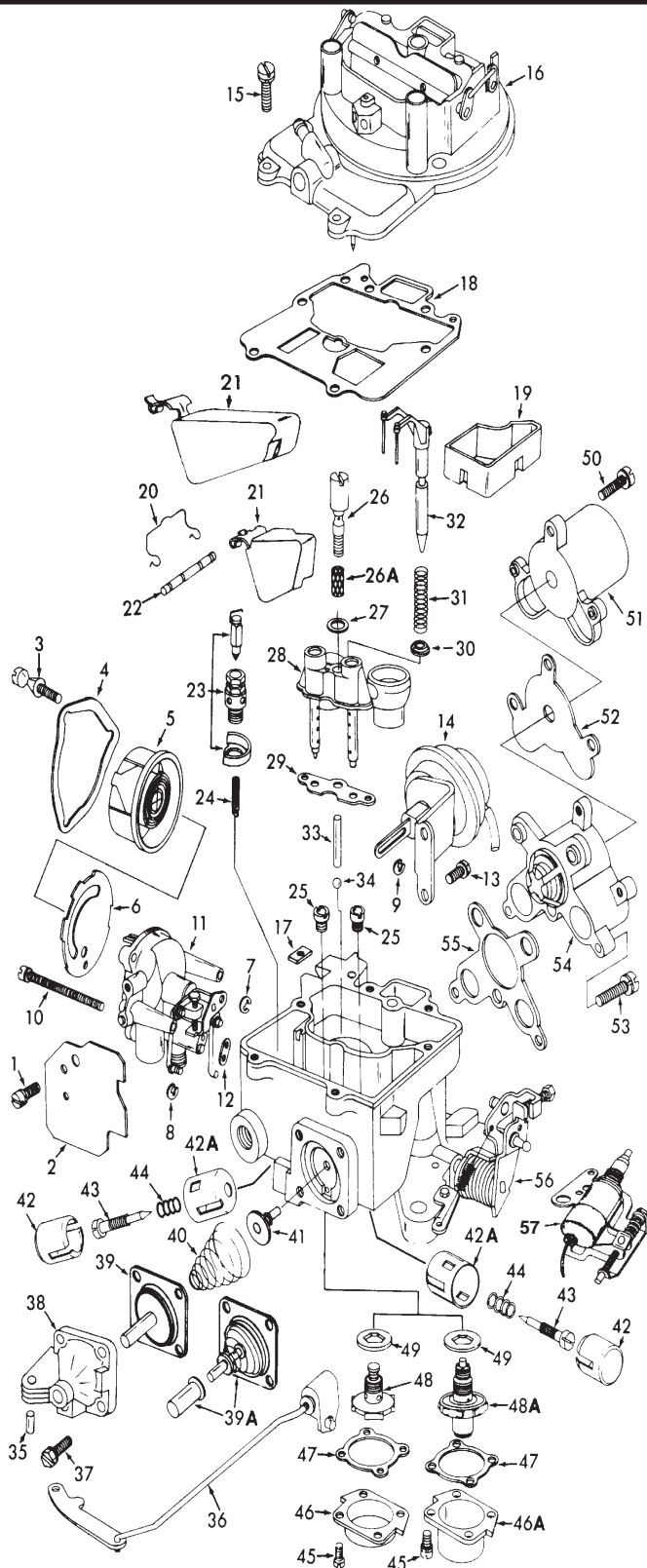
## "2100" (LATE MODEL)



REF#	NOMENCLATURE	PART#
1)	SCREW-THROTTLE POSITIONER .....	SEE PAGE 13
2)	THROTTLE POSITIONER ASSY. ....	
3)	SCREW-MODULATOR COVER .....	SEE PAGE 13
4)	COVER-MODULATOR .....	
5)	DIAPHRAGM ASSEMBLY-MODULATOR ....	64-278
6)	SPRING-DIAPHRAGM RETURN .....	SEE PAGE 12
7)	RETAINER-CHOKE ROD .....	SEE PAGE 12
8)	SCREW-BOWL COVER .....	SEE PAGE 13
9)	AIR HORN ASSEMBLY .....	
10)	GASKET-AIR HORN .....	SEE PAGE 16
11)	SEAL-CHOKE ROD .....	85-88
12)	SCREW-CHOKE SHIELD .....	SEE PAGE 13
13)	SHIELD-CHOKE .....	
14)	SCREW-RETAINER CHOKE COVER .....	SEE PAGE 13
15)	RETAINER-CHOKE COVER .....	SEE PAGE 15
16)	CHOKE COVER ASSEMBLY .....	SEE PAGE 17
17)	GASKET-CHOKE COVER .....	SEE PAGE 14
18)	RETAINER-FAST IDLE ROD .....	SEE PAGE 12
19)	SCREW-CHOKE HOUSING .....	SEE PAGE 13
20)	CHOKE HOUSING ASSEMBLY .....	
21)	GASKET-CHOKE HOUSING .....	G1241
22)	RETAINER-FLOAT PIN .....	SEE PAGE 12
23)	PIN-FLOAT HINGE .....	
24)	FLOAT & LEVER ASSEMBLY .....	SEE PAGE 17
25)	NEEDLE, SEAT & GASKET ASSY. ....	SEE PAGE 19
26)	SCREEN-NEEDLE SEAT .....	SEE PAGE 12
27)	BAFFLE-NEEDLE SEAT .....	85-189
28)	JET-MAIN .....	120-4 Series
29)	SCREW-PUMP DISCHARGE NOZZLE .....	**
30)	PLATE-AIR DISTRIBUTION .....	85-190
31)	VENTURI CLUSTER ASSEMBLY .....	
32)	GASKET-VENTURI CLUSTER .....	G1104
33)	WEIGHT-DISC. BALL .....	32-49
34)	BALL-DISC. CHECK .....	SEE PAGE 12
35)	RETAINER-PUMP ROD .....	SEE PAGE 12
36)	ROD-PUMP .....	SEE PAGE 13
37)	SCREW-PUMP COVER .....	SEE PAGE 13
38)	COVER & LEVER ASSEMBLY .....	
39)	DIAPHRAGM-PUMP .....	SEE PAGE 18
40)	SPRING-DIAPHRAGM RETURN .....	
41)	VALVE-PUMP INLET .....	SEE PAGE 12
42)	CAP-IDLE LIMITER .....	85-108
43)	NEEDLE-IDLE ADJUSTING .....	SEE PAGE 12
44)	SPRING-IDLE ADJUSTING .....	SEE PAGE 12
45)	SCREW-VALVE COVER .....	SEE PAGE 13
46)	COVER-POWER VALVE .....	
47)	GASKET-COVER .....	G1076
48)	VALVE-POWER ENRICH. (2 STAGE) .....	SEE PAGE 19
49)	GASKET-ECONOMIZER VALVE .....	G319
50)	MAIN BODY ASSEMBLY .....	

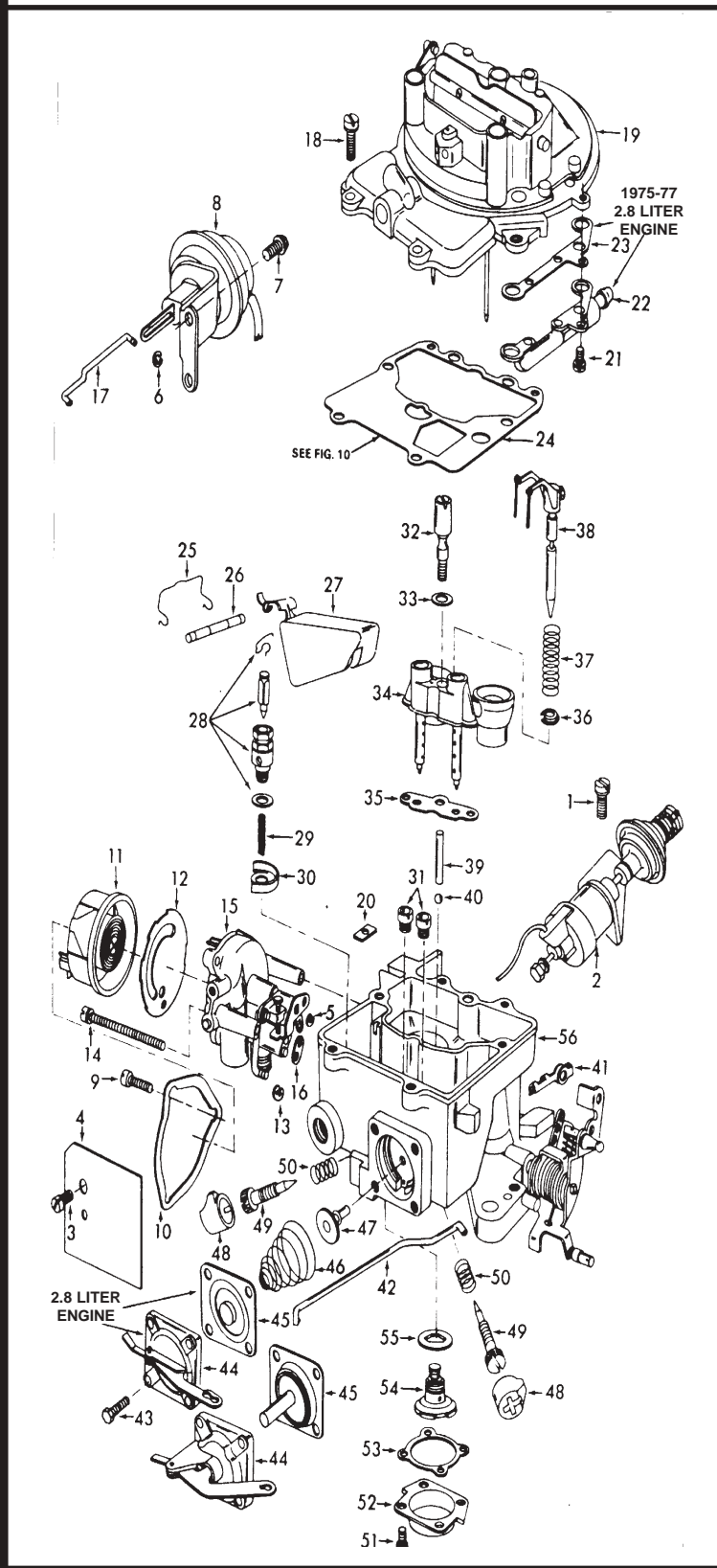
# Walker FORD / MOTORCRAFT 2100, 2150

## "2150" (WITH ANEROID)



REF#	NOMENCLATURE	PART#
1)	SCREW-AIR SHIELD .....	SEE PAGE 13
2)	AIR SHIELD .....	
3)	SCREW-CHOKE COVER CLAMP .....	**
4)	CLAMP-CHOKE COVER .....	SEE PAGE 15
5)	CHOKE COVER & SPRING ASSY .....	SEE PAGE 17
6)	GASKET-CHOKE COVER .....	SEE PAGE 15
7)	RETAINER-CHOKE ROD .....	SEE PAGE 12
8)	RETAINER-FAST IDLE CAM ROD LOWER..	SEE PAGE 12
9)	RETAINER-CHOKE PULL-DOWN ROD .....	SEE PAGE 12
10)	SCREW-CHOKE HOUSING .....	SEE PAGE 13
11)	CHOKE HOUSING ASSEMBLY .....	
12)	GASKET-CHOKE HOUSING .....	G1241
13)	SCREW-CHOKE PULL-DOWN ASSY. ....	SEE PAGE 13
14)	CHOKE PULL-DOWN MOTOR ASSY. ....	SEE PAGE 17
15)	SCREW-BOWL COVER .....	SEE PAGE 13
16)	BOWL COVER ASSEMBLY .....	
17)	SEAL-CHOKE ROD .....	85-88
18)	GASKET-BOWL COVER .....	SEE PAGE 16
19)	SPACER-FUEL BOWL .....	
20)	RETAINER-FLOAT PIN .....	SEE PAGE 12
21)	FLOAT & LEVER ASSEMBLY .....	SEE PAGE 17
22)	PIN-FLOAT LEVER .....	SEE PAGE 13
23)	NEEDLE & SEAT, BAFFLE ASSY .....	SEE PAGE 19
24)	SCREEN-NEEDLE SEAT .....	SEE PAGE 12
25)	JET-MAIN .....	SEE PAGE 12
26)	SCREW-PUMP DISCHARGE NOZZLE .....	
26A)	SCREEN-PUMP NOZZLE SCREW .....	
27)	GASKET-NOZZLE SCREW .....	SEE PAGE 14
28)	VENTURI CLUSTER ASSEMBLY .....	
29)	GASKET-VENTURI CLUSTER .....	G1104
30)	RETAINER-AIR METERING ROD .....	
31)	SPRING-AIR METERING ROD .....	SEE PAGE 12
32)	AIR METERING ROD ASSEMBLY .....	
33)	WEIGHT-PUMP DISC. BALL .....	32-49
34)	BALL-PUMP DISC. ....	SEE PAGE 12
35)	PIN-PUMP LEVER .....	SEE PAGE 18
36)	PUMP LEVER & ROD ASSEMBLY .....	SEE PAGE 13
37)	SCREW-PUMP DIAPH. COVER .....	SEE PAGE 13
38)	COVER-PUMP .....	
39)	PUMP DIAPHRAGM ASSEMBLY .....	SEE PAGE 18
39A)	PUMP DIAPHRAGM ASSY (F.I.O.D.) .....	SEE PAGE 18
40)	SPRING-PUMP DIAPHRAGM RETURN .....	
41)	VALVE-PUMP INLET CHECK .....	SEE PAGE 12
42)	CAP-IDLE LIMITER .....	85-294
42A)	CAP-IDLE LIMITER .....	85-300
43)	NEEDLE-IDLE ADJUSTING .....	SEE PAGE 12
44)	SPRING-IDLE ADJUSTING NEEDLE .....	SEE PAGE 12
45)	SCREW-ENRICH. VALVE COVER .....	SEE PAGE 13
46)	COVER-ENRICH. VALVE .....	
46A)	COVER-ENRICH. VALVE .....	
47)	GASKET-ENRICH. VALVE COVER .....	G1076
48)	VALVE-POWER ENRICH. (1 STAGE) .....	SEE PAGE 19
48A)	VALVE-POWER ENRICH. (2 STAGE) .....	SEE PAGE 19
49)	GASKET-ECONOMIZER VALVE .....	G319
50)	SCREW-ANEROID ASSEMBLY .....	**
51)	ANEROID ASSEMBLY .....	
52)	GASKET-ANEROID ASSEMBLY .....	G913
53)	SCREW-POPPET VALVE ASSY. ....	SEE PAGE 13
54)	POPPET VALVE ASSY. - ALT .....	
55)	GASKET-POPPET VALVE HOUSING .....	G912
56)	MAIN BODY ASSEMBLY .....	

## "2150" (WITHOUT ANEROID)



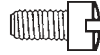

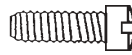












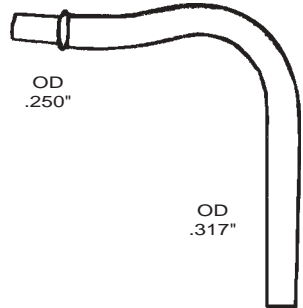









REF#	NOMENCLATURE	PART#
1)	SCREW-TSP & DASHPOT ASSEMBLY .....	SEE PAGE 13
2)	TSP & DASHPOT ASSEMBLY .....	
3)	SCREW-AIR SHIELD .....	SEE PAGE 13
4)	AIR SHIELD .....	
5)	RETAINER-CHOKE ROD .....	SEE PAGE 12
6)	RETAINER-CHOKE PULL-DOWN LINK .....	SEE PAGE 12
7)	SCREW-CHOKE PULL-DOWN ASSY. ....	SEE PAGE 13
8)	CHOKE PULL-DOWN MOTOR .....	SEE PAGE 17
9)	CREW-CHOKE COVER CLAMP .....	SEE PAGE 13
10)	CLAMP-CHOKE COVER .....	SEE PAGE 15
11)	CHOKE COVER & SPRING ASSY. ....	SEE PAGE 17
12)	GASKET-CHOKE COVER .....	SEE PAGE 15
13)	RETAINER-FAST IDLE CAM ROD .....	SEE PAGE 12
14)	SCREW-CHOKE HOUSING .....	SEE PAGE 13
15)	CHOKE HOUSING ASSEMBLY .....	
16)	GASKET-CHOKE HOUSING .....	G1241
17)	LINK-CHOKE PULL-DOWN .....	SEE PAGE 13
18)	SCREW-BOWL COVER .....	SEE PAGE 13
19)	BOWL COVER ASSEMBLY .....	
20)	SEAL-CHOKE ROD .....	85-88
21)	SCREW-DECEL VALVE FITTING .....	SEE PAGE 13
22)	FITTING-DECEL VALVE .....	
23)	GASKET-DECEL VALVE FITTING .....	G901
24)	GASKET-BOWL COVER .....	SEE PAGE 16
25)	RETAINER-FLOAT PIN .....	SEE PAGE 12
26)	PIN-FLOAT HINGE .....	SEE PAGE 13
27)	FLOAT & LEVER ASSEMBLY .....	SEE PAGE 17
28)	NEEDLE & SEAT ASSEMBLY .....	SEE PAGE 19
29)	SCREEN-NEEDLE SEAT .....	SEE PAGE 12
30)	BAFFLE-NEEDLE SEAT .....	85-189
31)	JET-MAIN .....	SEE PAGE 12
32)	SCREW-PUMP DISCHARGE NOZZLE .....	
33)	GASKET-PUMP DISCHARGE SCREW .....	
34)	VENTURI CLUSTER ASSEMBLY .....	
35)	GASKET-VENTURI CLUSTER .....	G1104
36)	RETAINER-AIR METERING ROD .....	
37)	SPRING-AIR METERING ROD RETURN .....	
38)	AIR METERING ROD ASSEMBLY .....	
39)	WEIGHT-DISC. CHECK BALL .....	32-49
40)	BALL-PUMP DISC. CHECK .....	SEE PAGE 12
41)	RETAINER-PUMP ROD .....	SEE PAGE 12
42)	ROD-PUMP .....	SEE PAGE 13
43)	SCREW-PUMP DIAPHRAGM COVER .....	SEE PAGE 13
44)	COVER-PUMP DIAPHRAGM .....	
45)	PUMP DIAPHRAGM ASSEMBLY .....	SEE PAGE 18
46)	SPRING-PUMP DIAPHRAGM RETURN .....	
47)	VALVE-PUMP INLET CHECK .....	SEE PAGE 12
48)	CAP-IDLE LIMITER .....	85-108
49)	NEEDLE-IDLE ADJUSTING .....	SEE PAGE 12
50)	SPRING-IDLE ADJUSTING NEEDLE .....	SEE PAGE 12
51)	SCREW-ENRICHMENT VALVE COVER .....	SEE PAGE 13
52)	COVER-ENRICHMENT VALVE .....	
53)	GASKET-COVER .....	G1076
54)	VALVE-POWER ENRICH. (1 STAGE) .....	SEE PAGE 19
55)	GASKET-ECONOMIZER VALVE .....	G319
56)	MAIN BODY ASSEMBLY .....	

# Walker FORD / MOTORCRAFT

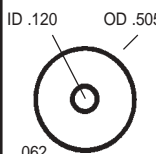
## 2100, 2150

 <b>83-1</b> LEAD BALL (5/32")	 <b>83-3</b> LEAD BALL (3/16")	 <b>83-4</b> LEAD BALL (1/4")	 <b>90-13</b> CHECK BALL (3/16" Steel)	 <b>62-42</b> E-CLIP RETAINER	 <b>62-96</b> E-CLIP RETAINER	 <b>62-45</b> E-CLIP RETAINER	 <b>62-47</b> E-CLIP RETAINER	 <b>62-56</b> ROD RETAINER	 <b>62-46</b> ROD RETAINER
 <b>85-25</b> UPPER PUMP SPRING RETAINER	 <b>62-54</b> ROD END RETAINER	 <b>62-67</b> ROD END RETAINER	 <b>85-203</b> CHOKE COVER RETAINER	 <b>85-297</b> CHOKE COVER RETAINER	 <b>62-79</b> PUMP ROD CLIP RETAINER	 <b>67-102</b> FLOAT PIN RETAINER	 <b>67-109</b> FLOAT PIN RETAINER	 <b>67-112</b> FLOAT PIN RETAINER	
 <b>85-141</b> CHOKE DIAPH. RETAINER	 <b>85-208</b> EXPANSION PLUG (11/32" Alum)	 <b>85-58</b> EXPANSION PLUG (1/2" Alum)	 <b>85-47</b> EXPANSION PLUG (9/16" Alum)	 <b>85-48</b> EXPANSION PLUG (5/8" Alum)	 <b>0-80</b> PASSAGE PUMP JET PLUG (Aluminum)	 <b>85-303</b> BUTTON PLUG	 <b>G600-5</b> RUBBER CAP (1/8")	 <b>G652</b> RUBBER CAP (5/32")	
 <b>G600-1</b> RUBBER CAP (7/32")	 <b>G665</b> RUBBER CAP (3/8")	 <b>85-300</b> IDLE SCREW METAL CAP	 <b>85-294</b> IDLE SCREW METAL CAP	 <b>85-108</b> IDLE LIMITER CAP	 <b>22-28</b> PLASTIC SLEEVE BUSHING	 <b>22-52</b> PLASTIC SLEEVE BUSHING	 <b>22-96</b> PLASTIC SLEEVE BUSHING		
 <b>22-32</b> SWIVEL LINKAGE BUSHING	 <b>G831</b> TEFLON BUSHING STRIP	 <b>85-189</b> NEEDLE & SEAT SHIELD	 <b>85-212</b> CHOKE BRACKET	 <b>85-88</b> CHOKE ROD SEAL	 <b>G1326</b> UMBRELLA TYPE PUMP CHECK VALVE	 <b>G582</b> UMBRELLA TYPE PUMP CHECK VALVE	 <b>64-358</b> ACCEL PUMP ROD		
<b>120-4 Series Metering Jets</b>  Specify Orifice Sizes	 <b>30-57</b> FILTER SCREEN	 <b>30-66</b> FUEL FILTER SCREEN	 <b>30-69</b> PLASTIC FUEL FILTER	 <b>85-100</b> LEVER	 <b>22-21</b> THROTTLE LEVER ROLLER	 <b>G603</b> VENT VALVE			
 <b>66-35</b> (Primary) <b>66-36</b> (Secondary) FLOAT SPRING	 <b>66-51</b> IDLE ADJUSTING SCREW SPRING	 <b>66-52</b> SPRING	 <b>66-131</b> IDLE ENRICHMENT DIAPH. SPRING	 <b>16-75</b> IDLE SCREW (10-32X1.190)	 <b>16-127</b> IDLE SCREW (10-32X1.246)	 <b>16-84</b> IDLE SCREW (10-32X1.262)			
 <b>16-73</b> IDLE SCREW (10-32X1.379)	 <b>16-128</b> IDLE SCREW (10-32X1.456)	 <b>16-118</b> IDLE SCREW (10-32X1.466)	 <b>16-119</b> IDLE SCREW (10-32X1.468)	 <b>16-120</b> IDLE SCREW (10-32X1.485)	 <b>16-141</b> IDLE SCREW (10-32X1.596)				

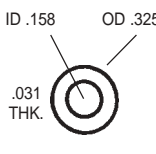
 <p><b>80-5</b> CHOKE &amp; THROTTLE SCREW (6-32X5/16")</p>	 <p><b>80-22</b> SLOTTED OVAL HEAD SCREW (6-32X11/32")</p>	 <p><b>80-42</b> CHOKE COVER RETAINER SCREW (8-32X5/16")</p>	 <p><b>80-43</b> CHOKE PULL-OFF SCREW (8-32X3/8")</p>	 <p><b>80-45</b> LOCKWASHER SCREW (8-32X1/2")</p>	 <p><b>80-83</b> BOWL COVER SCREW (10-32X5/8")</p>	
 <p><b>85-177</b> THROTTLE SPOOL &amp; SCREW</p>	<p>1/4" Ball .750" Length</p>  <p>10-32 Threads <b>22-121</b> THROTTLE LEVER BALL STUD</p>	<p>1/4" Ball .833" Length</p>  <p>10-32 Threads <b>22-20</b> THROTTLE LEVER BALL STUD</p>	<p>1/4" Ball .828" Length</p>  <p>10-32 Threads <b>22-23</b> THROTTLE LEVER BALL STUD</p>	 <p><b>17-39</b> ALUMINUM PIN</p>	 <p><b>22-22</b> ROD SPRING ADJ. NUT</p>	
 <p><b>32-49</b> FLOAT PIN OD .097" X .891" Length</p>	 <p><b>32-61</b> FLOAT PIN OD .125" X 1.506" Length</p>	 <p><b>17-46</b> BRASS TUBE OD .220" X 1.372" Length</p>	 <p><b>17-34</b> BRASS TUBE OD .219" X 1.401" Length</p>	 <p><b>17-150</b> BRASS PASS. TUBE OD .125" X 1.760" Length</p> <p>ORIFICE .042</p>	 <p><b>17-105</b> STEEL VENTURI TUBE</p> <p>OD .250"</p> <p>OD .317"</p>	
 <p><b>R48</b> CHOKE ROD</p>	 <p><b>R60</b> THREADED ROD</p>	 <p><b>R62</b> CHOKE ROD</p>	 <p><b>R99</b> PUMP ROD</p>	 <p><b>R129</b> ROD</p>	 <p><b>R78</b> LINK ROD</p>	 <p><b>R88</b> CHOKE ROD</p>



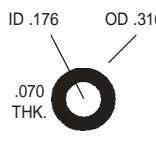
# FORD / MOTORCRAFT 2100, 2150



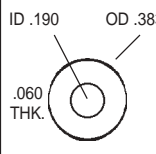
**G910**  
FAST IDLE ROD  
SEAL



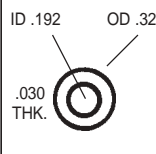
**85-7**  
WASHER  
(Steel)



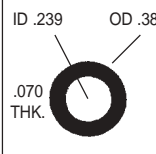
**G273**  
SECONDARY TUBE  
SEAL O-RING



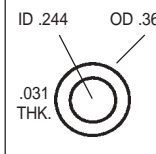
**619F**  
WASHER  
(Steel)



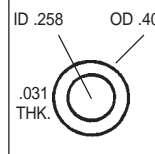
**G365**  
STEP UP JET  
GASKET (Fiber)



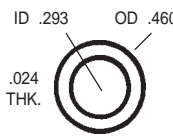
**G272**  
PUMP STEM  
SEAL O-RING



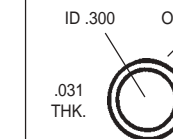
**G73**  
WASHER  
(Fiber)



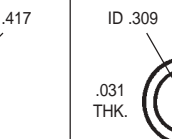
**G37**  
METERING JET  
GASKET (Fiber)



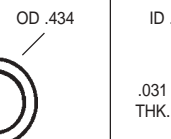
**G1319**  
PUMP NOZZLE  
SCREW WASHER  
(Alum. + Rubber)



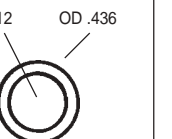
**G38**  
NEEDLE &  
SEAT WASHER



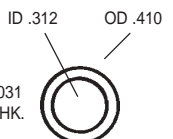
**G50**  
NEEDLE & SEAT  
GASKET (Fiber)



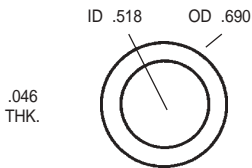
**G1144**  
FUEL VALVE SEAT  
WASHER (Copper)



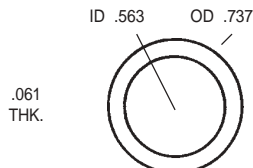
**G59**  
FUEL INLET GASKET  
(Fiber)



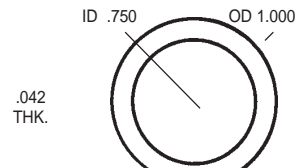
**G494**  
FUEL FILTER  
GASKET (Fiber)



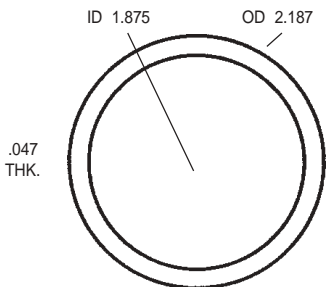
**361F**  
FUEL INLET  
GASKET (Fiber)



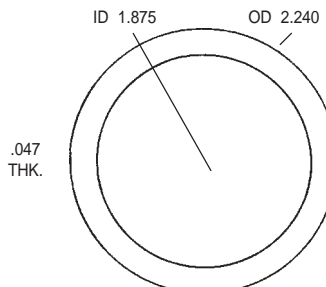
**G49**  
NEEDLE & SEAT  
GASKET (Fiber)



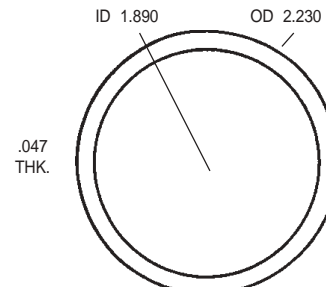
**G1220**  
ENRICHMENT VALVE  
GASKET



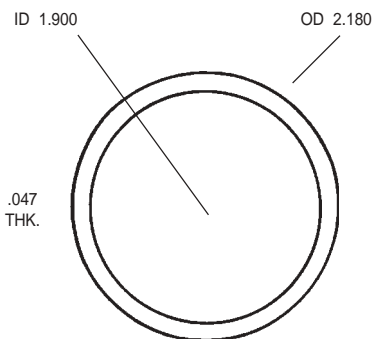
**G1115**  
CHOKE COVER  
GASKET



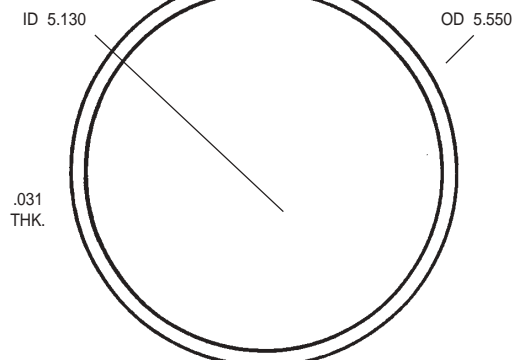
**G97-1**  
CHOKE COVER  
GASKET



**G918**  
CHOKE COVER  
GASKET

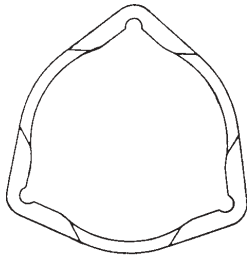


**G509**  
CHOKE COVER  
GASKET

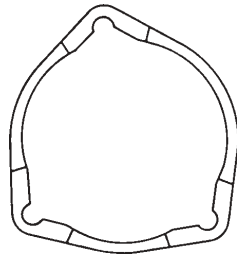


**G895**  
AIR CLEANER  
GASKET






**85-78**  
THERMOSTAT COVER  
RETAINER



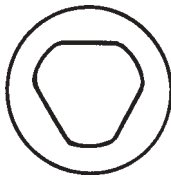
**85-218**  
THERMOSTAT COVER  
BRACKET RETAINER



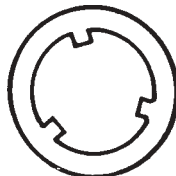
**G1241**  
CHOKE HOUSING  
GASKET



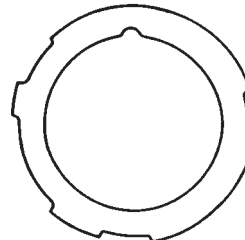
**G1076**  
ENRICHMENT VALVE  
COVER GASKET



**G319**  
SPARK DELAY  
VALVE GASKET



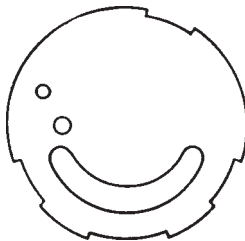
**G911**  
POWER VALVE  
GASKET




**G1182**  
CHOKE COVER  
GASKET




**G875**  
CHOKE COVER  
GASKET



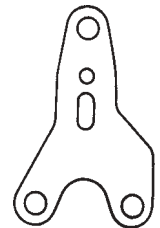
**G1333**  
CHOKE COVER  
GASKET



**G914**  
CHOKE COVER  
GASKET




**G857**  
CHOKE COVER  
GASKET




**G1244**  
ACCELERATOR PUMP  
VALVE GASKET



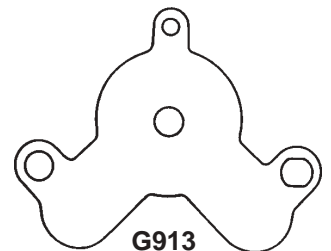
**85-190**  
AIR DISTRIBUTION  
PLATE GASKET



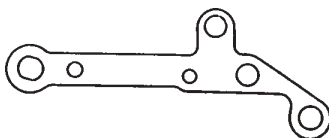
**G1292**  
SOLENOID  
GASKET



**G912**  
ALTITUDE COMPENSATOR  
MOUNTING GASKET



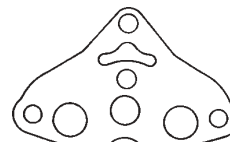
**G913**  
ALTITUDE COMPENSATOR  
MOUNTING GASKET



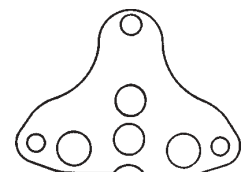
**G901**  
DECEL VALVE  
GASKET



**G1104**  
VENTURI CLUSTER  
GASKET



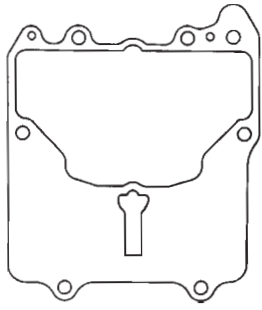
**G1348**  
VENTURI CLUSTER  
GASKET



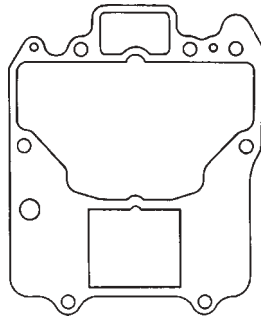
**G1293**  
VENTURI SUPPORT  
GASKET



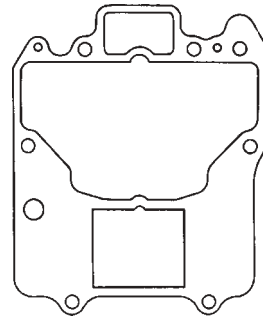
# FORD / MOTORCRAFT 2100, 2150



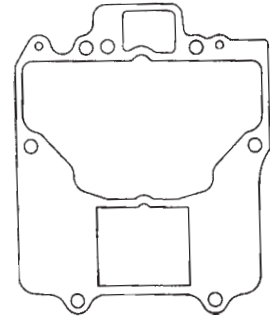
**G1334**  
BOWL COVER GASKET



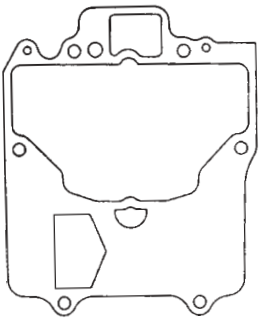
**G996**  
BOWL COVER GASKET



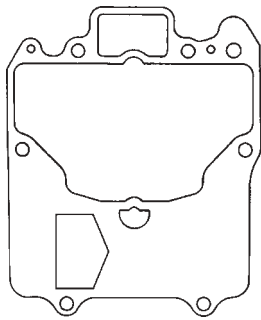
**G1103**  
BOWL COVER GASKET



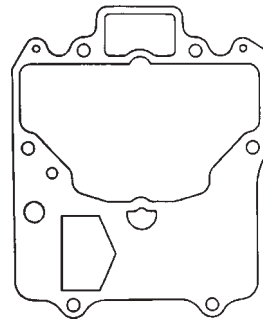
**G1295**  
BOWL COVER GASKET



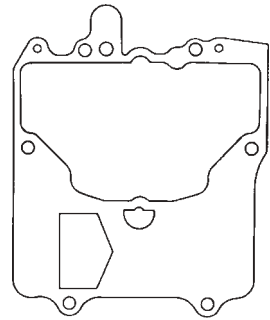
**G1291**  
BOWL COVER GASKET



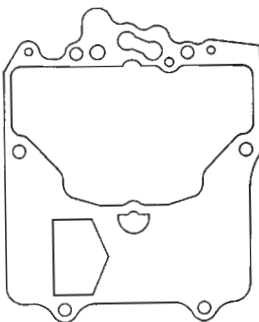
**G1424**  
BOWL COVER GASKET



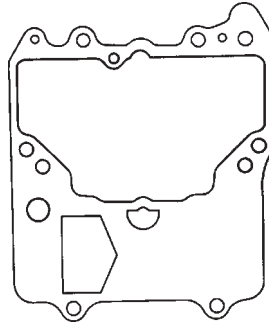
**G915**  
BOWL COVER GASKET



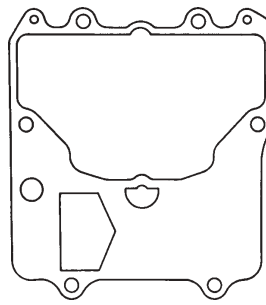
**G1290**  
BOWL COVER GASKET



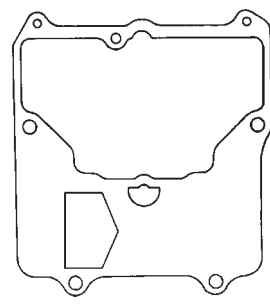
**G1181**  
BOWL COVER GASKET



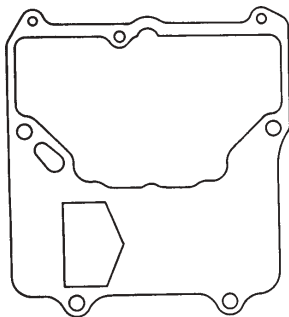
**G1470**  
UNIVERSAL BOWL COVER GASKET




**G862**  
BOWL COVER GASKET



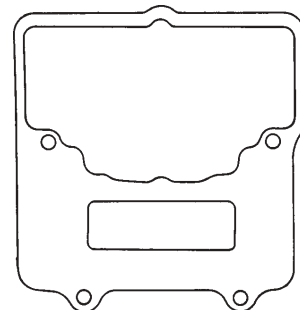
**G840**  
BOWL COVER GASKET



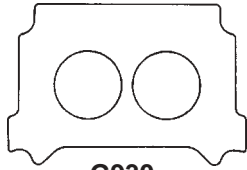
**G710**  
BOWL COVER GASKET




**G659**  
BOWL COVER GASKET




**G801**  
BOWL COVER GASKET



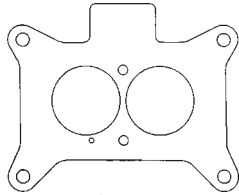
**G930**  
FLANGE INSULATOR GASKET  
25/64" THK.



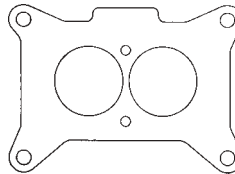
**G1281**  
FLANGE GASKET SKIN  
1/32" THK.



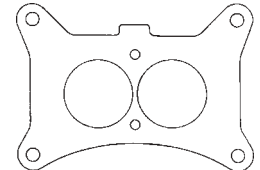
**G995**  
FLANGE GASKET  
1/32" THK.



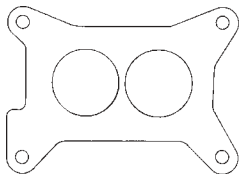
**G711**  
FLANGE GASKET  
1/32" THK.



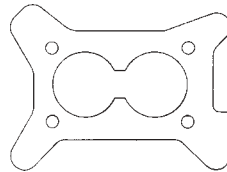
**G974**  
FLANGE GASKET  
1/32" THK.



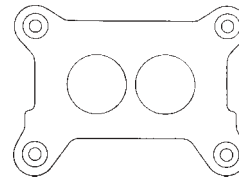
**G861**  
FLANGE GASKET  
1/32" THK.



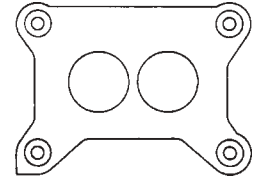
**G790**  
FLANGE GASKET  
1/32" THK.




**G806**  
FLANGE GASKET  
3/16" THK.




**G979**  
FLANGE GASKET  
21/64" THK.



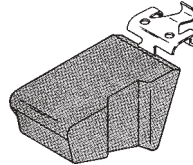
**G1600**  
FLANGE GASKET  
7/32" THK.




**100-40**  
BRASS FLOAT



**100-42**  
BRASS FLOAT



**100-21**  
NITROPHYL FLOAT



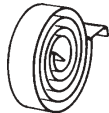
**100-80**  
NITROPHYL FLOAT



**66-32**  
BIMETALLIC  
CHOKE SPRING



**66-50**  
BIMETALLIC  
CHOKE SPRING



**66-60**  
BIMETALLIC  
CHOKE SPRING



**40-5**  
CHOKE COVER  
CAP



**102-1018**  
CHOKE THERMOSTAT  
ASSEMBLY



**102-1007**  
CHOKE THERMOSTAT  
ASSEMBLY



**100-25**  
ELECTRIC CHOKE  
ASSEMBLY



**100-26**  
ELECTRIC CHOKE  
ASSEMBLY




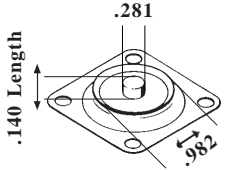
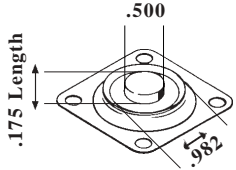
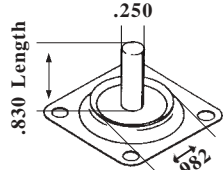
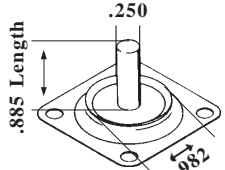
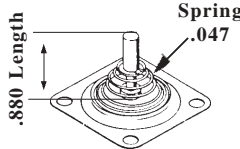
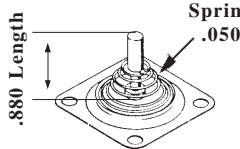
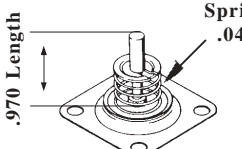
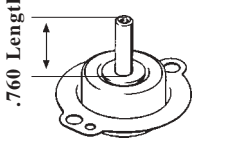


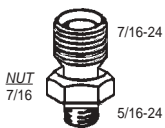
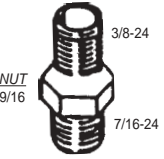
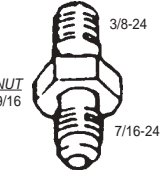
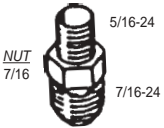
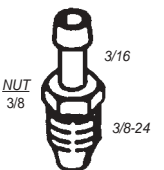
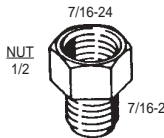
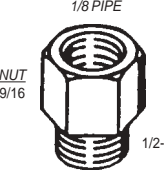
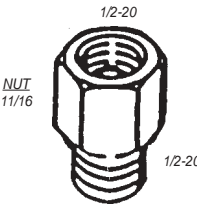
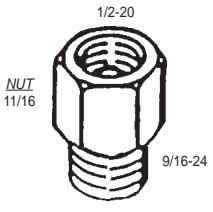

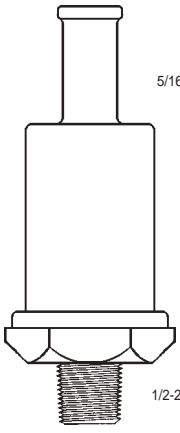
**101-876E**  
CHOKE PULL-OFF

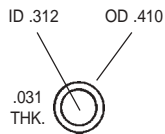


**101-878**  
CHOKE PULL-OFF



**85-225**  
CAM

 <p><b>64-278</b> CHOKE PULL-OFF DIAPHRAGM ASSY.</p>	 <p><b>64-191</b> PUMP DIAPHRAGM ASSEMBLY</p>	 <p><b>64-279</b> PUMP DIAPHRAGM ASSEMBLY</p>	 <p><b>64-171</b> PUMP DIAPHRAGM ASSEMBLY</p>	 <p><b>64-295</b> PUMP DIAPHRAGM ASSEMBLY</p>
 <p><b>64-342</b> PUMP DIAPHRAGM ASSEMBLY</p>	 <p><b>64-434</b> PUMP DIAPHRAGM ASSEMBLY</p>	 <p><b>64-372</b> PUMP DIAPHRAGM ASSEMBLY</p>	 <p><b>64-341</b> PUMP DIAPHRAGM ASSEMBLY (Fluorosilicone Material)</p>	
 <p><b>64-343</b> PUMP PLUNGER PIN OD .250"X.675" Length</p>	 <p><b>85-315</b> PUMP DIAPH. STEM OD .247"X.710" Length</p>	 <p><b>90-16-1</b> CHOKE REPAIR FITTING</p>	 <p><b>90-111</b> CHOKE REPAIR FITTING</p>	 <p><b>90-136</b> CHOKE REPAIR FITTING</p>
 <p><b>90-18-1</b> CHOKE REPAIR FITTING</p>	 <p><b>90-89</b> VACUUM HOSE FITTING</p>	 <p><b>90-17-4</b> CHOKE REPAIR FITTING</p>	 <p><b>90-84</b> FUEL INLET FITTING</p>	
 <p><b>90-80</b> FUEL FITTING</p>	 <p><b>90-10</b> FUEL FITTING</p>	 <p><b>30-61</b> FUEL FILTER</p>	 <p><b>30-91</b> FUEL FILTER</p>	



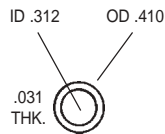
**G59**  
NEEDLE & SEAT  
GASKET ( Fiber )



**31-563**  
VITON NEEDLE &  
SEAT ASSEMBLY  
(.101 Orifice)



**18-218**  
NEEDLE



**G59**  
NEEDLE & SEAT  
GASKET ( Fiber )



**31-528**  
VITON NEEDLE &  
SEAT ASSEMBLY  
(.096 Orifice)



**18-219**  
NEEDLE



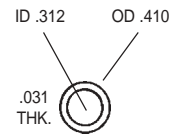
**85-189**  
SHIELD



**31-677**  
VITON NEEDLE &  
SEAT ASSEMBLY  
(.101 Orifice)



**18-262**  
NEEDLE



**G59**  
NEEDLE & SEAT  
GASKET ( Fiber )



**31-680**  
VITON NEEDLE &  
SEAT ASSEMBLY  
(.096 Orifice)



**18-219**  
NEEDLE



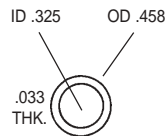
**85-189**  
SHIELD



**18-235**  
NEEDLE



**31-681**  
VITON NEEDLE &  
SEAT ASSEMBLY  
(.100 Orifice)



**825F**  
NEEDLE & SEAT  
GASKET ( Copper )



**18-232**  
NEEDLE



**31-682**  
VITON NEEDLE &  
SEAT ASSEMBLY  
(.100 Orifice)



**85-189**  
SHIELD



**18-218**  
NEEDLE



**31-683**  
VITON NEEDLE &  
SEAT ASSEMBLY  
(.101 Orifice)

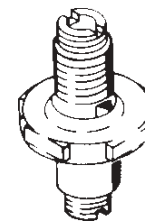
### POWER VALVE ENRICHMENT ASSEMBLY ( 1 STAGE )



#### 1st Stage

<b>70-125</b>	(2.5" HG)
<b>70-135</b>	(3.5" HG)
<b>70-145</b>	(4.5" HG)
<b>70-155</b>	(5.5" HG)
<b>70-165</b>	(6.5" HG)
<b>70-175</b>	(7.5" HG)
<b>70-185</b>	(8.5" HG)
<b>70-195</b>	(9.5" HG)
<b>70-105</b>	(10.5" HG)

### POWER VALVE ENRICHMENT ASSEMBLY ( 2 STAGE )



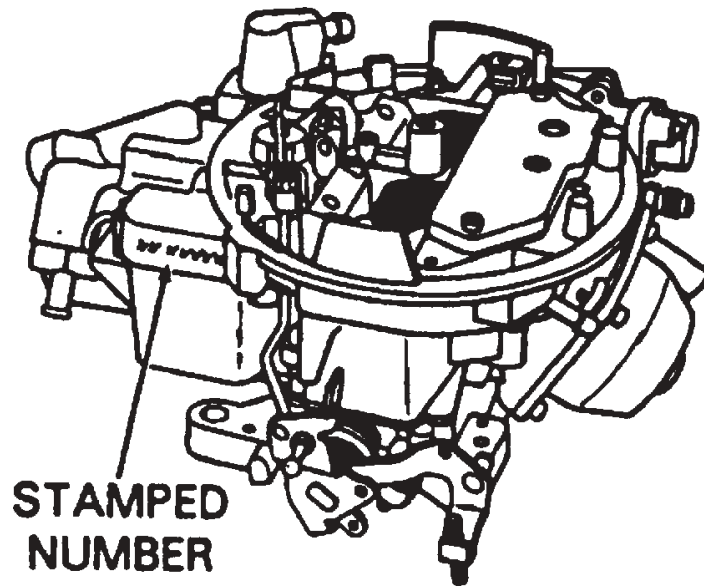
#### 1st Stage

#### 2nd Stage

<b>70-25</b>	(10.0" HG)	(4.0" HG)
<b>70-27</b>	(11.0" HG)	(6.0" HG)
<b>70-29</b>	(8.0" HG)	(1.5" HG)
<b>70-52</b>	(9.0" HG)	(5.0" HG)
<b>70-53</b>	(9.0" HG)	(3.5" HG)
<b>70-54</b>	(9.0" HG)	(4.5" HG)
<b>70-55</b>	(10.0" HG)	(6.0" HG)
<b>70-56</b>	(9.5" HG)	(2.5" HG)
<b>70-59</b>	(7.0" HG)	(2.0" HG)

# FORD/MOTORCRAFT

## "2700 VV, 7200 VV"

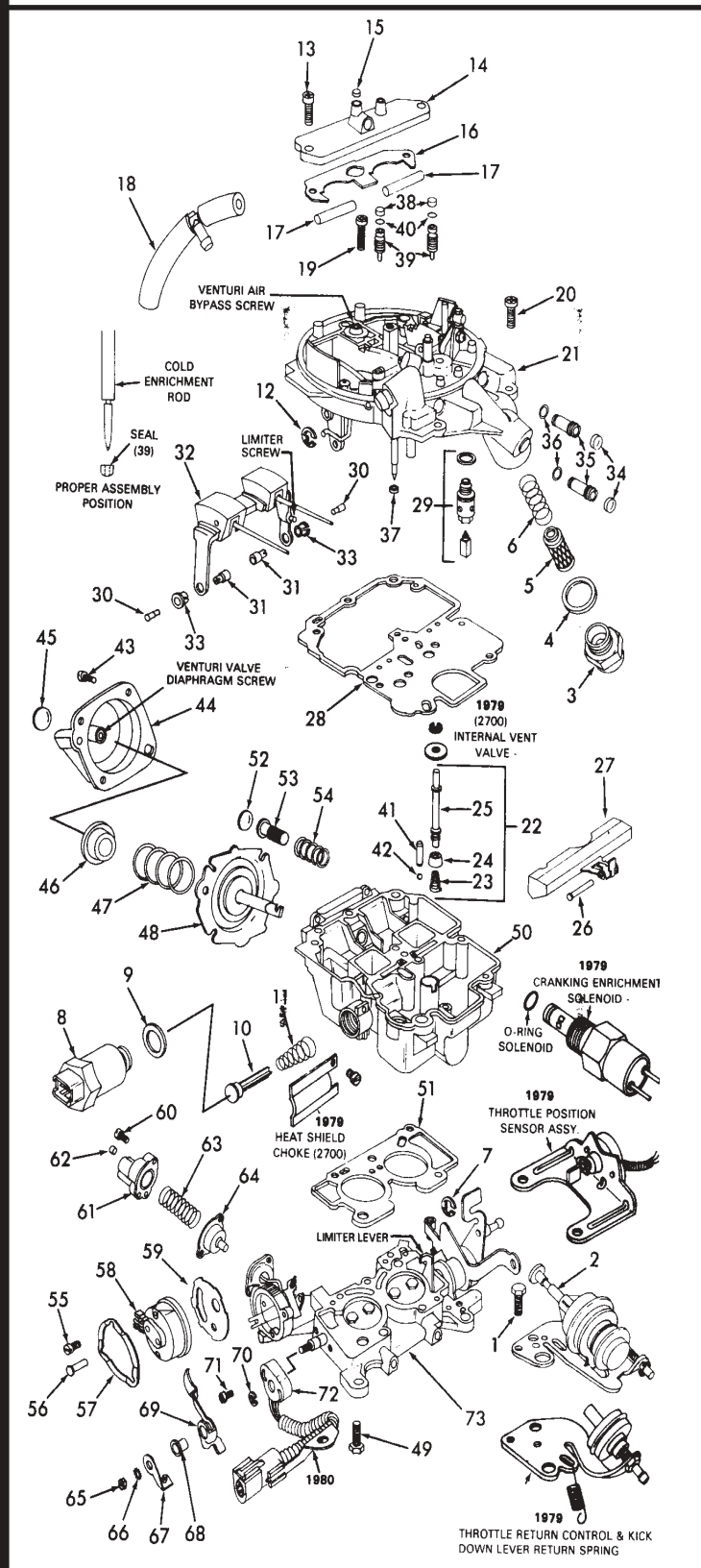


### APPLICATION

FORD / MERCURY (6,8 cyl) .....	1977-91
FORD TRUCK (8 cyl) .....	1981-83
LINCOLN (6,8 cyl) .....	1977-82

# Walker FORD / MOTORCRAFT

## 2700 VV, 7200 VV











































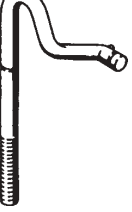




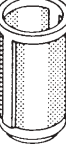


REF#	NOMENCLATURE	PART#
1)	SCREW-THROTTLE RETURN CONTROL	SEE PAGE 22
2)	THROTTLE RETURN CONTROL	SEE PAGE 22
3)	FITTING-FUEL INLET	90-84
4)	GASKET-FITTING	SEE PAGE 23
5)	FILTER-FUEL	30-58
6)	SPRING-FILTER	SEE PAGE 22
7)	E- CLIP-PUMP ROD	SEE PAGE 22
8)	FEEDBACK-CONTROL MOTOR	319-2021
9)	GASKET-CONTROL MOTOR	SEE PAGE 23
10)	VALVE-METERING	SEE PAGE 22
11)	SPRING-METERING VALVE	SEE PAGE 22
12)	E-CLIP-CHOKE CONTROL ROD	SEE PAGE 22
13)	SCREW-COVER PLATE	SEE PAGE 22
14)	COVER PLATE-VENTURI VALVE	SEE PAGE 22
15)	PLUG-VENTURI AIR BYPASS SCREW	SEE PAGE 22
16)	GASKET-COVER PLATE	G1045
17)	ROLLER BEARINGS	SEE PAGE 22
18)	HOSE-CHOKE FRESH AIR	5/32 HOSE
19)	SCREW-BOWL COVER (LONG)	SEE PAGE 22
20)	SCREW-BOWL COVER	SEE PAGE 22
21)	BOWL COVER ASSEMBLY	SEE PAGE 22
22)	PUMP PLUNGER ASSEMBLY	SEE PAGE 22
23)	SPRING-PUMP RETURN	SEE PAGE 22
24)	CUP-PUMP	64-322
25)	STEM-PUMP	SEE PAGE 22
26)	PIN-FLOAT HINGE	SEE PAGE 22
27)	FLOAT & LEVER ASSEMBLY	SEE PAGE 24
28)	GASKET-BOWL COVER	SEE PAGE 24
29)	NEEDLE, SEAT & GASKET ASSY.	31-684
30)	PIVOT PLUG-VENTURI VALVE	85-186
31)	PIVOT PIN-VENTURI VALVE	22-76
32)	VENTURI VALVE & METERING ROD	SEE PAGE 22
33)	BUSHING-VENTURI VALVE	22-71
34)	CUP PLUG-MAIN JET	85-185
35)	JET-MAIN	SEE PAGE 22
36)	O-RING-MAIN JET	G992
37)	SEAL-COLD ENRICHMENT ROD	SEE PAGE 22
38)	CUP PLUG-IDLE TRIM SCREW	85-243
39)	SCREW-IDLE TRIM	**
40)	O-RING-IDLE TRIM SCREW	G1167
41)	WEIGHT-PUMP CHECK BALL	85-230
42)	BALL-PUMP CHECK	SEE PAGE 22
43)	SCREW-DIAPHRAGM COVER	**
44)	COVER-DIAPHRAGM	SEE PAGE 22
45)	PLUG-VENTURI VALVE DIAPH.	SEE PAGE 22
46)	GUIDE-SPRING	SEE PAGE 22
47)	SPRING-DIAPHRAGM	SEE PAGE 22
48)	DIAPHRAGM-VENTURI VALVE	64-356
49)	SCREW-THROTTLE BODY	**
50)	BOWL ASSEMBLY	SEE PAGE 22
51)	GASKET-THROTTLE BODY	G1013
52)	PLUG-WIDE OPEN STOP SCREW	SEE PAGE 22
53)	SCREW-WIDE OPEN STOP	**
54)	SPRING-WIDE OPEN STOP SCREW	**
55)	SCREW-RETAINER	SEE PAGE 22
56)	RIVET-RETAINER	SEE PAGE 22
57)	RETAINER-CHOKE STAT HOUSING	85-172
58)	CHOKE THERMOSTATIC HOUSING	SEE PAGE 24
59)	GASKET-THERMOSTATIC HOUSING	G1168
60)	SCREW-DIAPHRAGM HOUSING	**
61)	COVER-DIAPHRAGM	SEE PAGE 22
62)	LEAD BALL-COVER ADJ. SCREW	SEE PAGE 22
63)	SPRING-DIAPHRAGM	**
64)	DIAPHRAGM ASSEMBLY-CHOKE	64-341
65)	NUT	**
66)	LOCK WASHER	**
67)	LEVER & FAST IDLE SCREW	SEE PAGE 22
68)	BUSHING-FAST IDLE CAM LEVER	22-71
69)	LEVER-FAST IDLE CAM	SEE PAGE 22
70)	E-CLIP-THROTTLE SHAFT	SEE PAGE 22
71)	SCREW-SENSOR	**
72)	THROTTLE POSITION SENSOR	SEE PAGE 25
73)	THROTTLE BODY ASSEMBLY	SEE PAGE 22

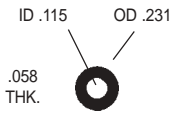


# FORD / MOTORCRAFT

## 2700 VV, 7200 VV

 <b>90-12</b> CHECK BALL (1/32" Steel)	 <b>83-3</b> LEAD BALL (3/16")	 <b>83-4</b> LEAD BALL (1/4")	 <b>62-88</b> C-CLIP RETAINER	 <b>62-92</b> C-CLIP RETAINER	 <b>62-57</b> E-CLIP RETAINER	 <b>62-42</b> E-CLIP RETAINER	 <b>62-96</b> E-CLIP RETAINER	 <b>62-45</b> E-CLIP RETAINER	 <b>62-64</b> E-CLIP RETAINER
 <b>62-56</b> ROD RETAINER	 <b>85-208</b> EXPANSION PLUG (11/32")	 <b>85-242</b> EXPANSION PLUG (9/16")	 <b>85-47</b> EXPANSION PLUG (9/16")	 <b>G600-5</b> RUBBER CAP (1/8")	 <b>G652</b> RUBBER CAP (5/32")	 <b>G600-1</b> RUBBER CAP (7/32")	 <b>G665</b> RUBBER CAP (3/8")	 <b>64-322</b> BUNA PUMP CUP	
 <b>G993</b> FUEL ENRICH. VALVE SEAL (.175")	 <b>G1184</b> FUEL ENRICH. VALVE SEAL (.197")	 <b>85-243</b> IDLE SCREW CHANNEL PLUG (3/64" Cup Type)	 <b>85-185</b> MAIN JET CHANNEL PLUG (7/16" Cup Type)	 <b>85-244</b> VENTURI AIR BYPASS ADJ. PLUG (Plastic)	 <b>22-52</b> PLASTIC SLEEVE BUSHING	 <b>22-71</b> VENTURI VALVE BUSHING	 <b>G994</b> BOWL BENT VALVE	 <b>85-226</b> PLASTIC C.V.R ROD SWIVEL	
 <b>85-186</b> VENTURI VALVE PIVOT PLUG	 <b>22-76</b> VENTURI VALVE PIVOT	 <b>85-228</b> CONTROL VACUUM ROD NUT	 <b>85-229</b> CHOKE CONTROL ROD NUT	 <b>80-185</b> COLD ENRICH. ROD TRAVEL STOP SCREW	 <b>80-42</b> CHOKE COVER RETAINER SCREW (8-32X5/16")	 <b>80-50</b> SCREW (8-32X7/8")	 <b>22-121</b> STEEL THROTTLE BALL STUD		
 <b>17-78</b> BRASS SCREW TUBE (1.250" LENGTH)	 <b>17-95</b> BRASS SCREW TUBE (1.260" LENGTH)	 <b>85-230</b> PUMP DISCHARGE CHECK WEIGHT	 <b>905F</b> CHOKE COVER RETAINER RIVET	 <b>80-183</b> CONTROL VACUUM REGULATOR ROD	 <b>80-197</b> CONTROL VACUUM REGULATOR ROD				
 <b>50-50</b> CHOKE CONTROL ROD	 <b>17-137</b> LINKAGE ADJ. SCREW TUBE	 <b>17-57</b> STEEL TUBE OD .250"X1.165" Length	 <b>17-128</b> BRASS PASSAGE TUBE OD .220"X1.850" Length	 <b>17-48</b> BRASS TUBE OD .187"X1.914" Length	 <b>30-58</b> FUEL INLET FILTER				





**G1167**  
IDLE SCREW  
O-RING



**G992**  
MAIN JET  
O-RING



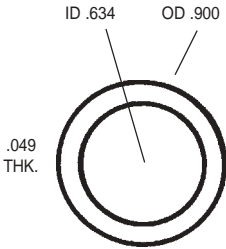
**G929**  
VACUUM PISTON  
SEAL O-RING



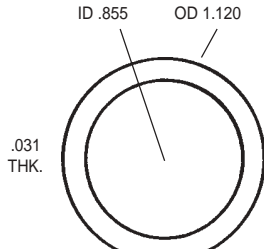
**G275**  
ENRICHMENT  
SOLENOID O-RING



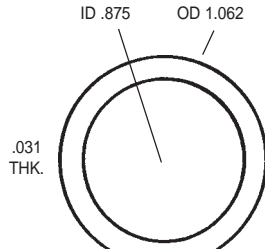
**G1165**  
CRANKING ENRICHMENT  
SOLENOID O-RING



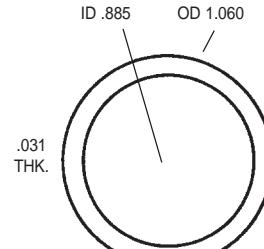
**G1166**  
FEEDBACK CONTROL  
GASKET ( Fiber )



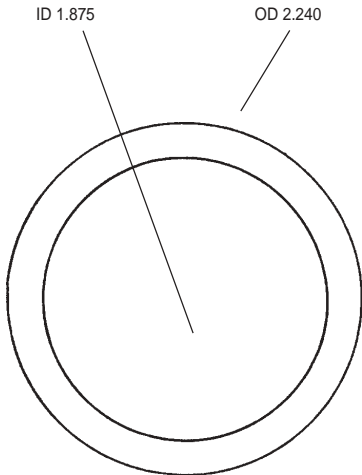
**G586**  
STRAINER NUT  
WASHER ( Copper )



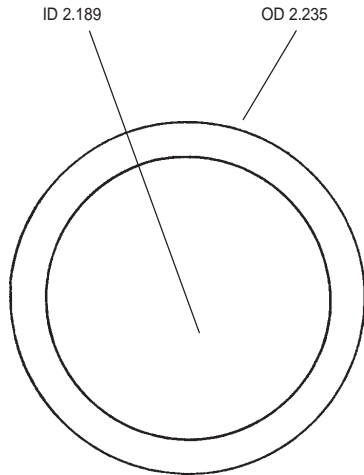
**G778**  
FUEL INLET FITTING  
GASKET ( Alum. + Rubber )



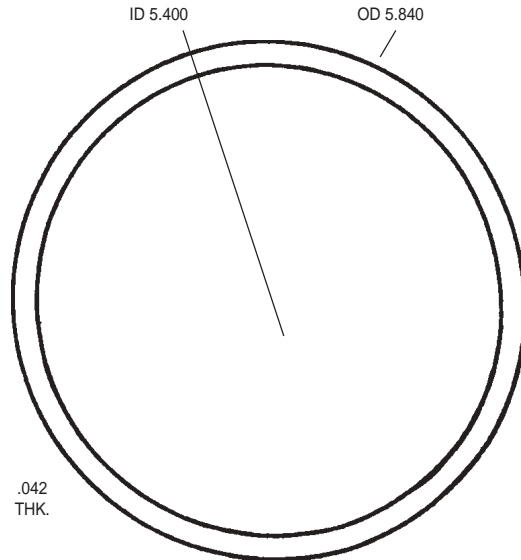
**G418**  
STRAINER NUT  
WASHER ( Fiber )



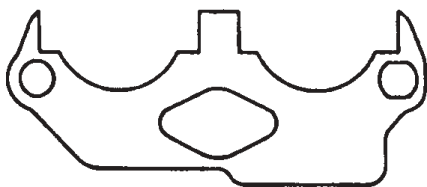
**G97-1**  
CHOKE COVER  
GASKET



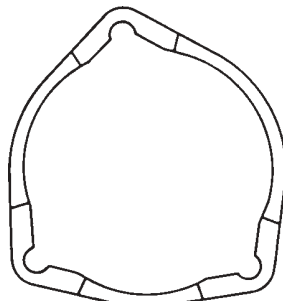
**G918**  
CHOKE HOUSING  
GASKET




**869F**  
AIR CLEANER  
GASKET



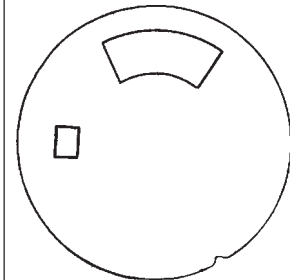
**G1045**  
VENTURI VALVE  
COVER GASKET



**85-172**  
STAT COVER  
BRACKET RETAINER



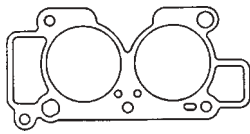
**G1168**  
CHOKE COVER  
GASKET



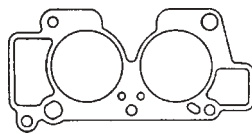
**G1190**  
CHOKE COVER  
GASKET

# Walker FORD / MOTORCRAFT

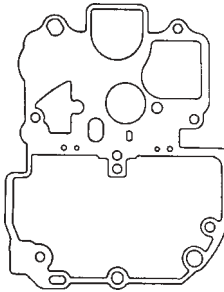
## 2700 VV, 7200 VV



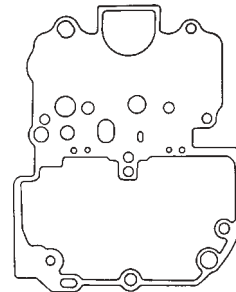
**G1013**  
THROTTLE BODY GASKET



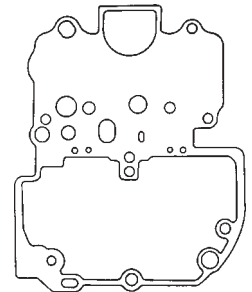
**G1169**  
THROTTLE BODY GASKET




**G1044**  
BOWL COVER GASKET



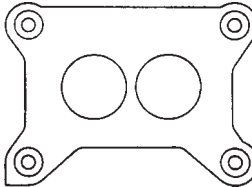
**G1324**  
BOWL COVER GASKET



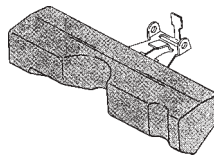
**G1170**  
BOWL COVER GASKET



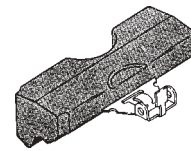
**G995**  
FLANGE GASKET  
1/32" THK.



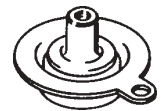
**G1600**  
FLANGE GASKET  
7/32" THK.



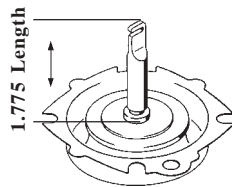
**100-76**  
NITROPHYL FLOAT



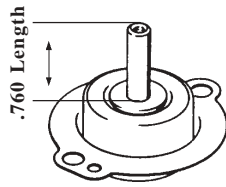
**100-77**  
NITROPHYL FLOAT



**64-323**  
HIGH CAM POSITIONER  
DIAPHRAGM ASSEMBLY  
( Buna Rubber Material )



**64-356**  
VARIABLE VENTURI  
DIAPHRAGM ASSEMBLY  
(Fluorosilicone Material)



**64-341**  
PUMP DIAPHRAGM  
ASSEMBLY  
(Fluorosilicone Material)



**102-1080**  
ELECTRIC CHOKE  
THERMOSTAT



**102-1008**  
ELECTRIC CHOKE  
THERMOSTAT



**102-1067**  
ELECTRIC CHOKE  
THERMOSTAT



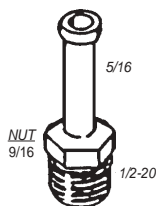
**102-1066**  
ELECTRIC CHOKE  
THERMOSTAT



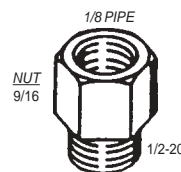
**102-1017**  
ELECTRIC CHOKE  
THERMOSTAT



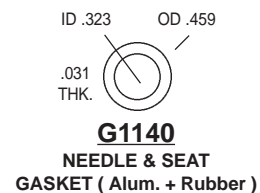
**319-2021**  
FEEDBACK  
SOLENOID



**90-118**  
FUEL INLET  
HOSE FITTING



**90-84**  
FUEL INLET  
FITTING



**G1140**  
NEEDLE & SEAT  
GASKET ( Alum. + Rubber )



**18-234**  
NEEDLE

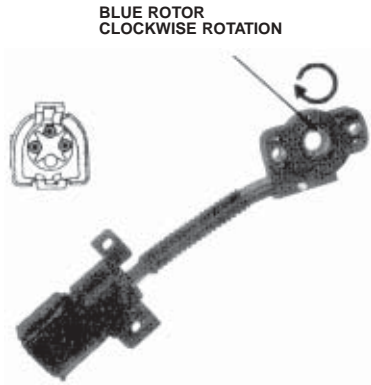


**31-684**  
VITON NEEDLE &  
SEAT ASSEMBLY  
(.110 Orifice)

# **Walker** FORD / MOTORCRAFT 2700 VV, 7200 VV




**200-1011**  
THROTTLE POSITION  
SENSOR




**200-1012**  
THROTTLE POSITION  
SENSOR



**200-1015**  
THROTTLE POSITION  
SENSOR



**200-1020**  
THROTTLE POSITION  
SENSOR



**200-1023**  
THROTTLE POSITION  
SENSOR



**200-1024**  
THROTTLE POSITION  
SENSOR



**200-1029**  
THROTTLE POSITION  
SENSOR



**5/32 HOSE**  
VACUUM HOSE