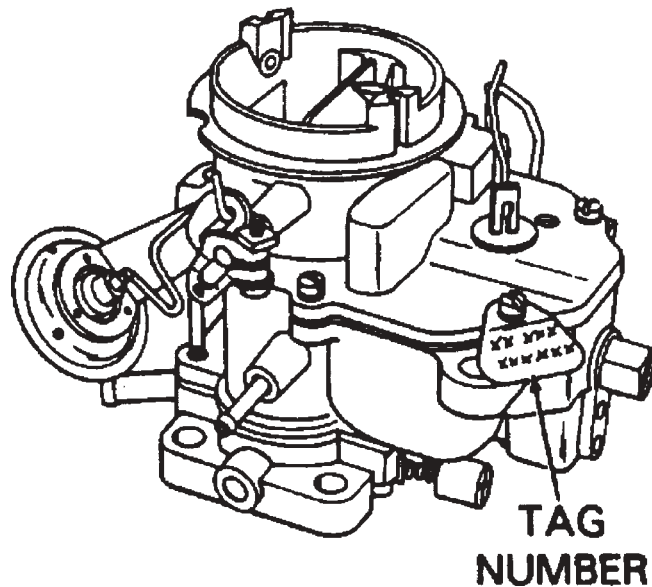


CARTER

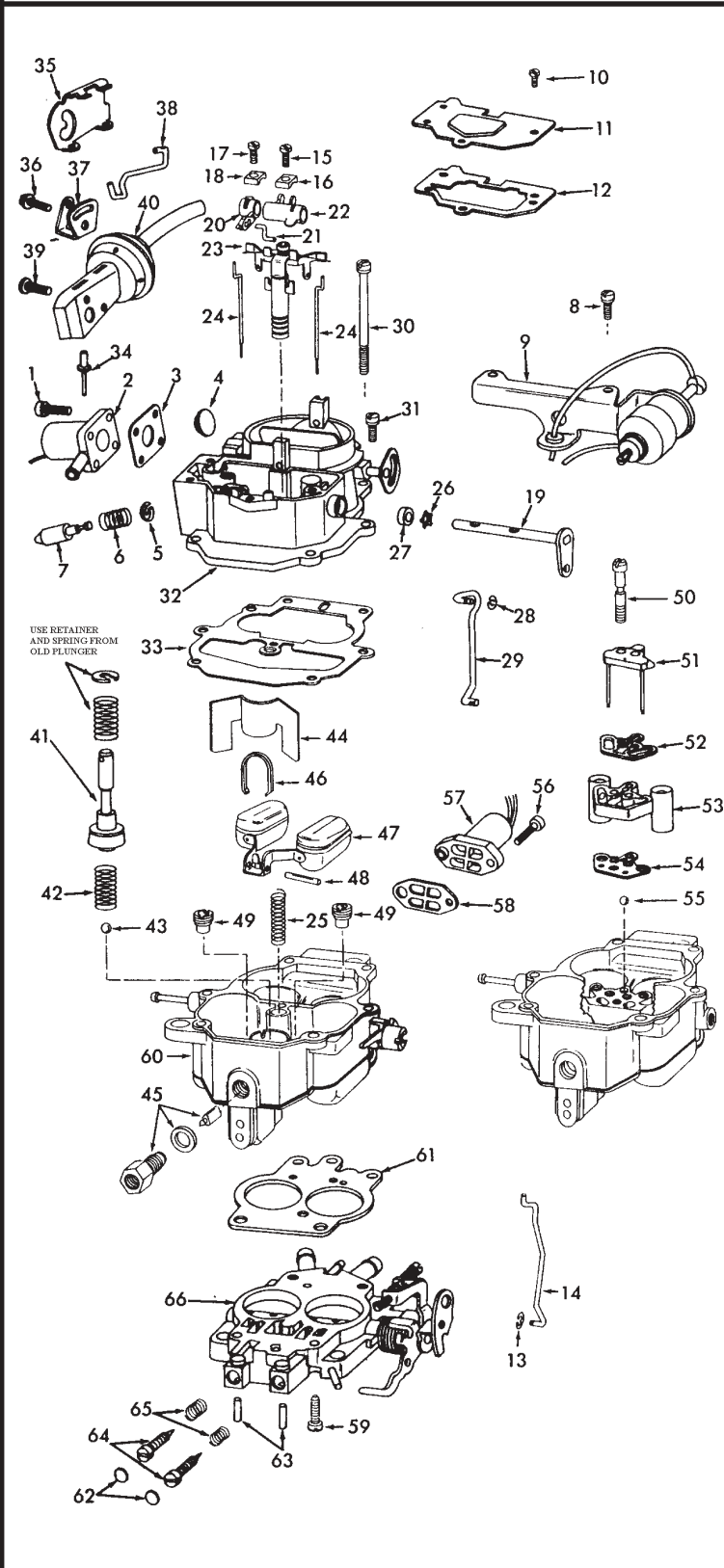
" BBD "



APPLICATION

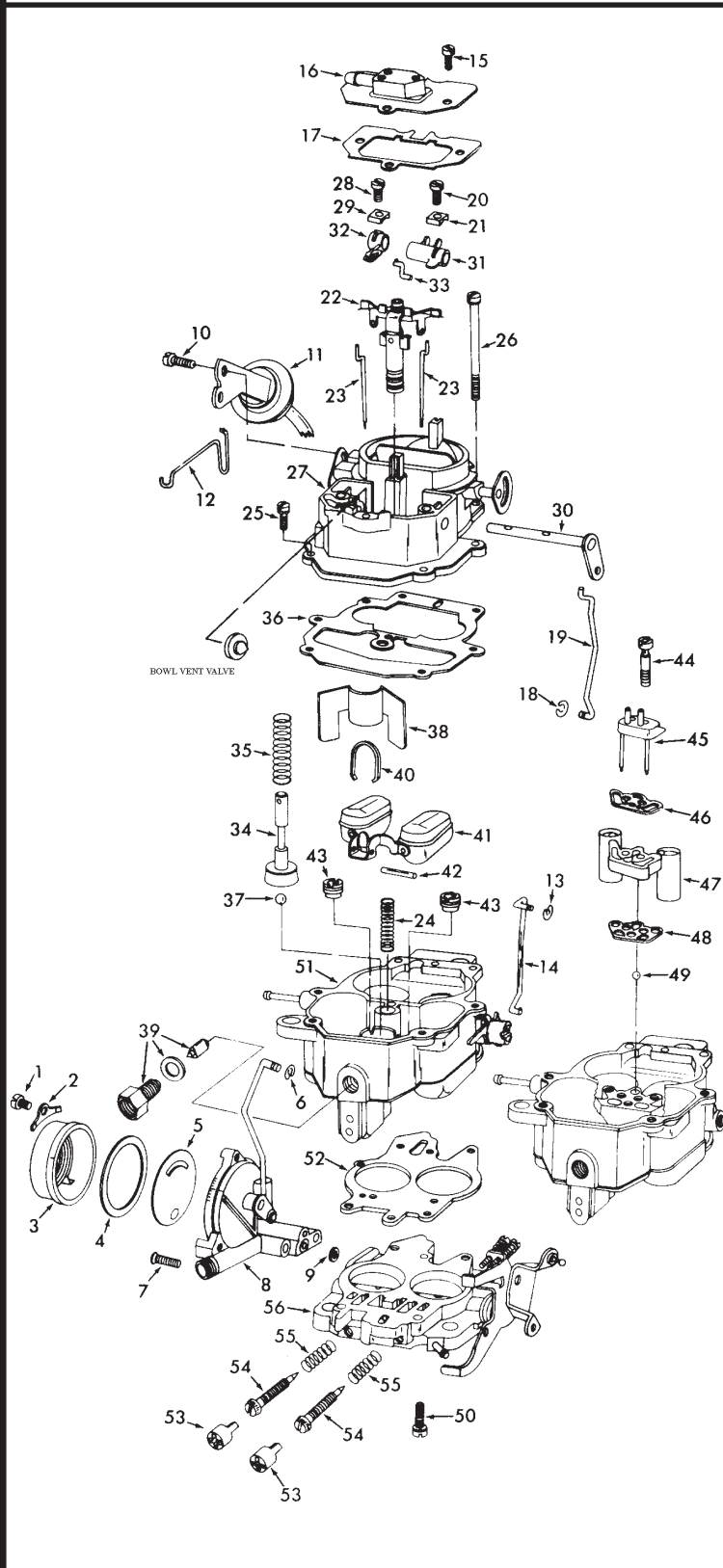
AMERICAN MOTORS (6 cyl)	1976-88
CHRYSLER PRODUCTS (6 cyl, 8 cyl)	1960-84
DODGE TRUCK (6 cyl, 8 cyl)	1958-84
DODGE MOTOR HOME	1970-73
JEEP (6 cyl)	1977-90

FEEDBACK



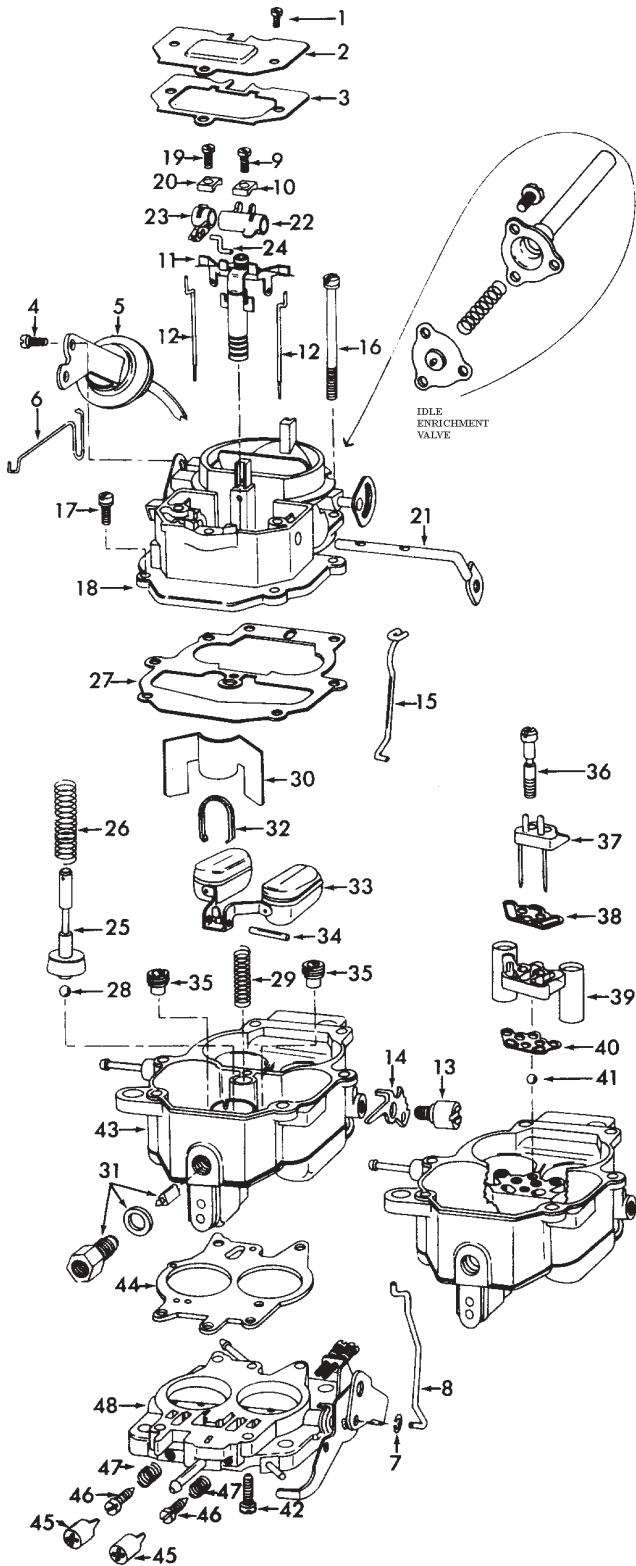
REF#	NOMENCLATURE	PART#
1)	SCREW (4) - BOWL VENT SOLENOID	
2)	BOWL VENT SOLENOID ASSEMBLY	
3)	GASKET BOWL VENT SOLENOID	G1111
4)	VALVE VENT	SEE PAGE 51
5)	RETAINER SPRING	
6)	SPRING PLUNGER	
7)	PLUNGER SOLENOID	56-4
8)	SCREW & LOCKWASHER (2) SOLENOID BRACKET	
9)	SOLENOID & BRACKET ASSEMBLY	
10)	SCREW (4) COVER	
11)	COVER DUST	
12)	GASKET DUST COVER	G1112
13)	RETAINER PUMP ROD	SEE PAGE 47
14)	ROD PUMP	SEE PAGE 49
15)	SCREW METERING ROD ARM WASHER	
16)	WASHER METERING ROD ARM	
17)	SCREW PUMP ARM WASHER	
18)	WASHER PUMP ARM	
19)	SHAFT PUMP	
20)	ARM PUMP LINK	85-188
21)	LINK PUMP	
22)	ARM METERING ROD	85-182
23)	PISTON ASSEMBLY VACUUM	
24)	ROD (2) METERING	
25)	SPRING VACUUM PISTON	
26)	RETAINER SHAFT SEAL	
27)	SEAL PUMP SHAFT	
28)	RETAINER ROD	SEE PAGE 47
29)	ROD FAST IDLE	SEE PAGE 49
30)	SCREW & LOCKWASHER (2) BOWL COVER	
31)	SCREW & LOCKWASHER (2) BOWL COVER	
32)	BOWI COVER ASSEMBLY	
33)	GASKET BOWL COVER	SEE PAGE 52
34)	RIVET (2) COVER (DRILL OUT)	1014F
35)	COVER CHOKE PULL-OFF LINK	
36)	SCREW LEVER	SEE PAGE 48
37)	LEVER CHOKE PULL-OFF LINK	
38)	LINK CHOKE PULL-OFF	SEE PAGE 49
39)	SCREW (2) CHOKE PULL-OFF	
40)	CHOKE PULL-OFF ASSEMBLY	
41)	PUMP ASSEMBLY	SEE PAGE 54
42)	SPRING PUMP RETURN	66-15
43)	BALL PUMP CHECK (Large)	SEE PAGE 47
44)	BAFFLE FUEL BOWL	
45)	NEEDLE & SEAT ASSEMBLY	SEE PAGE 54
46)	RETAINER FLOAT PIN	85-289
47)	FLOAT ASSEMBLY	SEE PAGE 53
48)	PIN FLOAT	32-57
49)	JET (2) MAIN	SEE PAGE 47
50)	SCREW (2) VENTURI CLUSTER	
51)	COVER VENTURI	
52)	GASKET VENTURI COVER	SEE PAGE 51
53)	CLUSTER ASSEMBLY VENTURI	
54)	GASKET VENTURI CLUSTER	SEE PAGE 51
55)	BALL PUMP CHECK (Small)	SEE PAGE 47
56)	SCREW (2) SOLENOID	
57)	DUTY CYCLE SOLENOID ASSEMBLY	
58)	GASKET SOLENOID	SEE PAGE 51
59)	SCREW & LOCKWASHER (2) THROTTLE BODY	
60)	BOWL ASSEMBLY	
61)	GASKET THROTTLE BODY	SEE PAGE 53
62)	PLUG IDLE NEEDLE	SEE PAGE 47
63)	PIN IDLE NEEDLE	
64)	NEEDLE (2) IDLE ADJUSTING	SEE PAGE 48
65)	SPRING (2) IDLE ASJUSTING NEEDLE ...	SEE PAGE 48
66)	THROTTLE BODY ASSEMBLY	

MODEL 1 1/4" SOLID FUEL INTEGRAL CHOKE



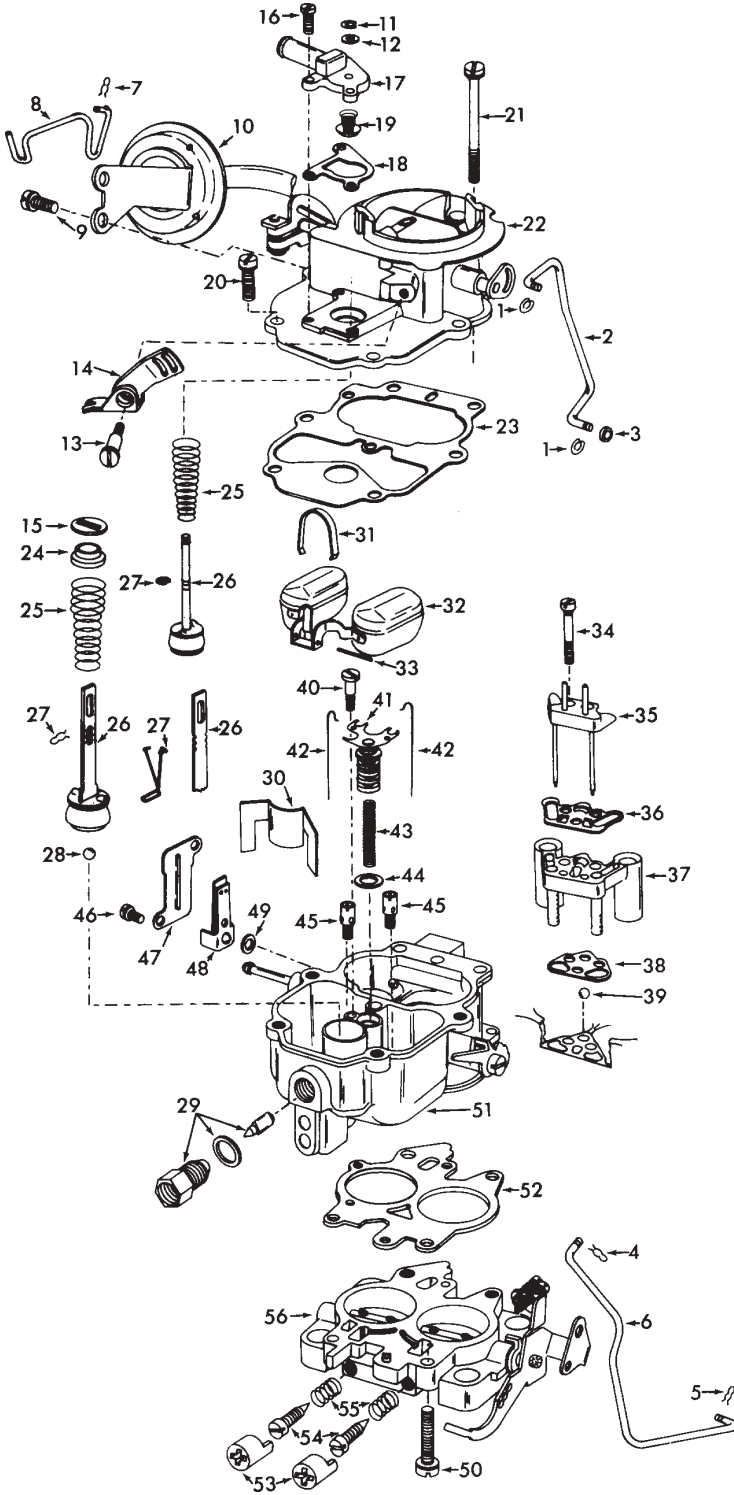
REF#	NOMENCLATURE	PART#
1)	SCREW (3) CHOKE COVER RETAINER	80-31
2)	RETAINER (3) CHOKE COVER	SEE PAGE 47
3)	CHOKE COVER ASSEMBLY	40-4
4)	GASKET CHOKE COVER	SEE PAGE 50
5)	BAFFLE CHOKE HOUSING	
6)	RETAINER CHOKE ROD	SEE PAGE 47
7)	SCREW (2) CHOKE HOUSING	
8)	HOUSING ASSEMBLY CHOKE	
9)	SEAL VACUUM PASSAGE	
10)	SCREW (2) CHOKE PULL-OFF	
11)	CHOKE PULL-OFF ASSEMBLY	SEE PAGE 53
12)	LINK CHOKE PULL-OFF	R90
13)	RETAINER FAST IDLE ROD	SEE PAGE 47
14)	ROD FAST IDLE	SEE PAGE 49
15)	SCREW (3) DUST COVER	
16)	COVER ASSEMBLY DUST	
17)	GASKET DUST COVER	G863
18)	RETAINER PUMP ROD	SEE PAGE 47
19)	ROD PUMP	R111
20)	SCREW METERING ROD ARM WASHER	
21)	WASHER METERING ROD ARM	
22)	PISTON ASSEMBLY VACUUM	
23)	ROD (2) METERING	
24)	SPRING VACUUM PISTON	
25)	SCREW & LOCKWASHER (4) BOWL COVER	
26)	SCREW & LOCKWASHER (2) BOWL COVER	
27)	BOWL COVER ASSEMBLY	
28)	SCREW PUMP ARM WASHER	
29)	WASHER PUMP ARM	
30)	SHAFT PUMP	
31)	ARM METERING ROD	85-182
32)	ARM PUMP LINK	85-188
33)	LINK PUMP	
34)	PUMP ASSEMBLY	SEE PAGE 54
35)	SPRING PUMP	66-15
36)	GASKET BOWL COVER	SEE PAGE 52
37)	BALL PUMP INTAKE CHECK (Large)	SEE PAGE 47
38)	BAFFLE FUEL BOWL	
39)	NEEDLE & SEAT & GASKET ASSEMBLY	SEE PAGE 54
40)	RETAINER FLOAT PIN	85-289
41)	FLOAT ASSEMBLY	SEE PAGE 53
42)	PIN FLOAT	32-57
43)	JET (2) MAIN	SEE PAGE 47
44)	SCREW (2) VENTURI CLUSTER	
45)	COVER VENTURI	
46)	GASKET VENTURI COVER	SEE PAGE 51
47)	CLUSTER ASSEMBLY VENTURI	
48)	GASKET VENTURI CLUSTER	SEE PAGE 51
49)	BALL PUMP DISCHARGE CHECK (Small)	SEE PAGE 47
50)	SCREW & LOCKWASHER (2) THROTTLE BODY	
51)	BOWL ASSEMBLY	
52)	GASKET THROTTLE BODY	SEE PAGE 53
53)	CAP (2) IDLE LIMITER	85-153
54)	NEEDLE (2) IDLE ADJUSTING	SEE PAGE 48
55)	SPRING (2) IDLE ADJUSTING NEEDLE ...	SEE PAGE 48
56)	THROTTLE BODY ASSEMBLY	

MODEL 1 1/4" SOLID FUEL DIVORCED CHOKE



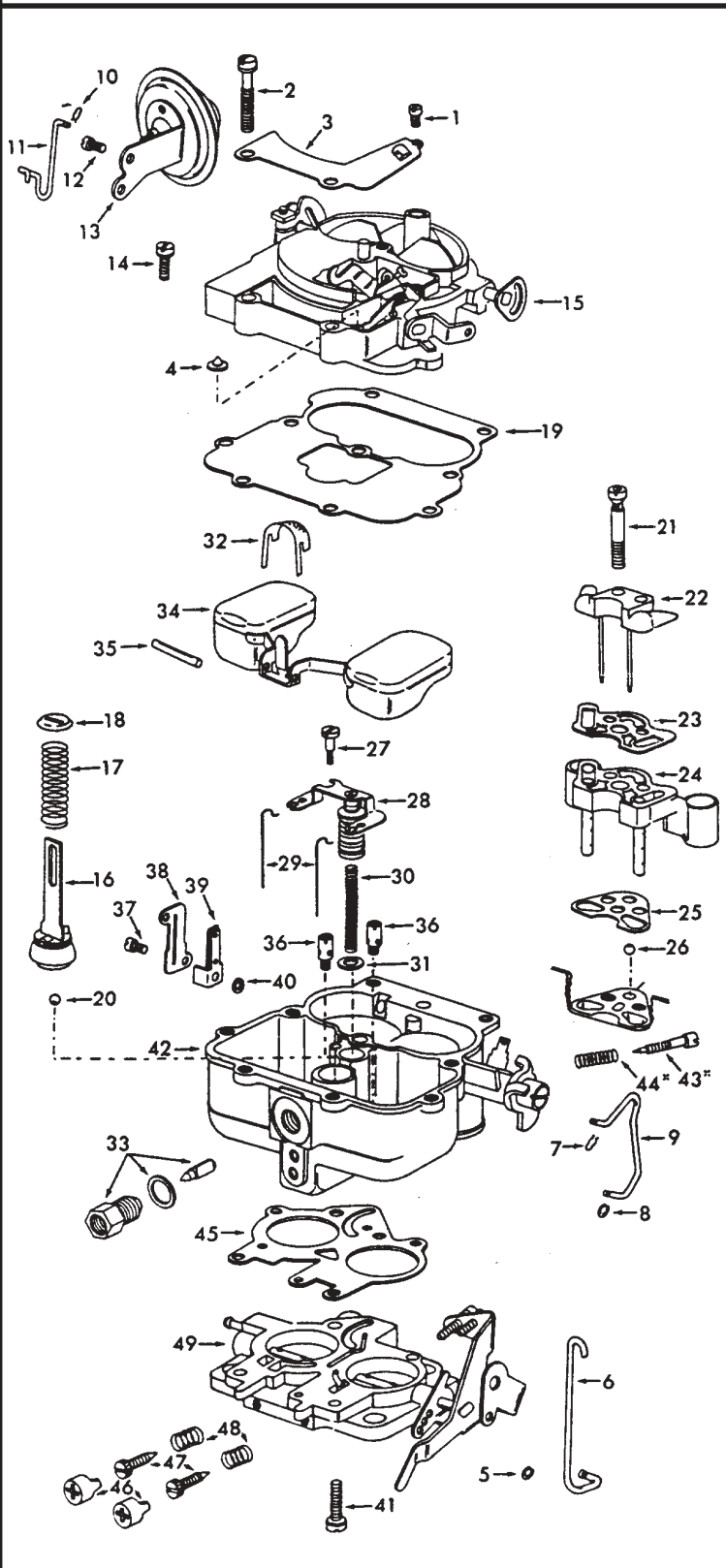
REF#	NOMENCLATURE	PART#
1)	SCREW DUST COVER	
2)	COVER DUST	
3)	GASKET DUST COVER	G863
4)	SCREW (2) CHOKE PULL-OFF	
5)	CHOKE PULL-OFF ASSEMBLY	SEE PAGE 53
6)	LINK CHOKE PULL-OFF	R90
7)	RETAINER PUMP ROD	SEE PAGE 47
8)	ROD PUMP	R111
9)	SCREW METERING ROD ARM WASHER ..	
10)	WASHER METERING ROD ARM	
11)	PISTON ASSEMBLY VACUUM	
12)	ROD (2) METERING	
13)	SCREW FAST IDLE CAM	SEE PAGE 48
14)	CAM FAST IDLE	
15)	ROD FAST IDLE	SEE PAGE 49
16)	SCREW & LOCKWASHER (2)	
	BOWL COVER	
17)	SCREW & LOCKWASHER (4)	
	BOWL COVER	
18)	COVER ASSEMBLY BOWL	
19)	SCREW PUMP ARM WASHER	
20)	WASHER PUMP ARM	
21)	SHAFT PUMP	
22)	ARM METERING ROD	SEE PAGE 47
23)	ARM PUMP LINK	SEE PAGE 47
24)	LINK PUMP	
25)	PUMP ASSEMBLY	SEE PAGE 54
26)	SPRING PUMP	66-15
27)	GASKET BOWL COVER	SEE PAGE 52
28)	BALL PUMP CHECK (Large)	SEE PAGE 47
29)	SPRING VACUUM PISTON	
30)	BAFFLE	
31)	NEEDLE & SEAT &	
	GASKET ASSEMBLY	SEE PAGE 54
32)	RETAINER FLOAT PIN	85-289
33)	FLOAT ASSEMBLY	SEE PAGE 53
34)	PIN FLOAT	32-57
35)	JET (2) MAIN	SEE PAGE 47
36)	SCREW (2) VENTURI CLUSTER	
37)	COVER VENTURI	
38)	GASKET VENTURI COVER	SEE PAGE 51
39)	CLUSTER ASSEMBLY VENTURI	
40)	GASKET VENTURI CLUSTER	SEE PAGE 51
41)	BALL PUMP DISCHARGE	
	CHECK (Small)	SEE PAGE 47
42)	SCREW & LOCKWASHER (2)	
	THROTTLE BODY	
43)	BOWL ASSEMBLY	
44)	GASKET THROTTLE BODY	SEE PAGE 53
45)	CAP (2) IDLE LIMITER	85-153
46)	NEEDLE (2) IDLE ADJUSTING	SEE PAGE 48
47)	SPRING (2) IDLE ADJUSTING NEEDLE ...	SEE PAGE 48
48)	THROTTLE BODY ASSEMBLY	

MODEL 1 1/4" DIVORCED CHOKE




















































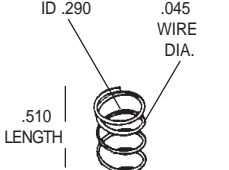
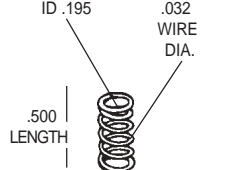
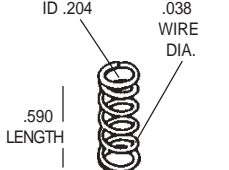
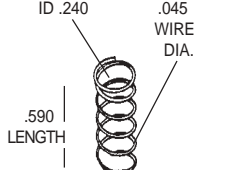
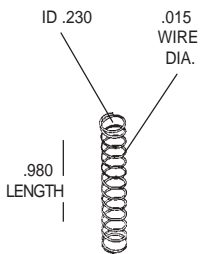
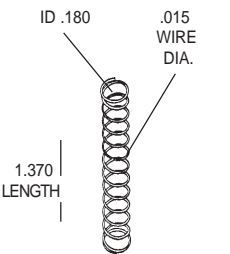
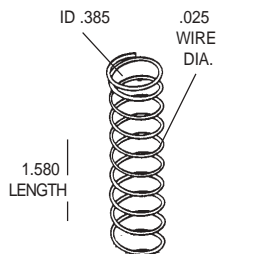

















REF#	NOMENCLATURE	PART#
1)	RETAINER (2) FAST IDLE ROD	SEE PAGE 47
2)	ROD FAST IDLE	SEE PAGE 49
3)	SPACER FAST IDLE ROD	
4)	RETAINER PUMP ROD	SEE PAGE 47
5)	RETAINER PUMP ROD	SEE PAGE 47
6)	ROD PUMP	
7)	RETAINER CHOKE PULL-OFF LINK	SEE PAGE 47
8)	LINK CHOKE PULL-OFF	R90
9)	SCREW (2) CHOKE PULL-OFF BRACKET	
10)	CHOKE PULL-OFF & HOSE ASSEMBLY	SEE PAGE 53
11)	RETAINER PUMP STEM (Some Models)	
12)	WASHER PUMP STEM (Some Models)	
13)	SCREW PUMP ARM	SEE PAGE 48
14)	ARM PUMP	
15)	WASHER VENT (Some Models)	SEE PAGE 47
16)	SCREW (3) VENT COVER (Some Models)	
17)	COVER VENT VALVE (Some Models)	85-171
18)	GASKET COVER (Some Models)	G726
19)	VENT VALVE & SPRING ASSEMBLY	SEE PAGE 47
20)	SCREW & LOCKWASHER (4) BOWL COVER	
21)	SCREW & LOCKWASHER (2) BOWL COVER	
22)	BOWL COVER ASSEMBLY	
23)	GASKET BOWL COVER	SEE PAGE 52
24)	BUSHING PUMP SPRING (Some Models)	
25)	SPRING PUMP	66-15
26)	PUMP PLUNGER ASSEMBLY	SEE PAGE 54
27)	RETAINER PUMP STEM	SEE PAGE 47
28)	BALL PUMP INTAKE CHECK (Large)	SEE PAGE 47
29)	NEEDLE & SEAT ASSEMBLY	SEE PAGE 54
30)	BAFFLE FLOAT BOWL (Some Models)	
31)	RETAINER FLOAT PIN	85-289
32)	FLOAT ASSEMBLY	SEE PAGE 53
33)	PIN FLOAT	32-57
34)	SCREW (2) VENTURI CLUSTER	
35)	COVER VENTURI	
36)	GASKET VENTURI COVER	SEE PAGE 51
37)	CLUSTER VENTURI	
38)	GASKET VENTURI CLUSTER	SEE PAGE 51
39)	BALL PUMP DISCHARGE CHECK (Small)	SEE PAGE 47
40)	SCREW STEP UP PISTON PLATE	SEE PAGE 48
41)	STEP UP PISTON ASSEMBLY	
42)	ROD (2) STEP UP	
43)	SPRING STEP UP PISTON	
44)	GASKET STEP UP PISTON	SEE PAGE 50
45)	JET (2) MAIN METERING	SEE PAGE 47
46)	SCREW (2) COMPENSATOR VALVE COVER	
47)	COVER COMPENSATOR VALVE	
48)	VALVE COMPENSATOR	
49)	GASKET COMPENSATOR VALVE	G604
50)	SCREW & LOCKWASHER (2) THROTTLE BODY	
51)	BOWL ASSEMBLY	
52)	GASKET THROTTLE BODY	SEE PAGE 52
53)	CAP (2) IDLE LIMITER (Some Models)	85-153
54)	NEEDLE (2) IDLE ADJUSTING	SEE PAGE 48
55)	SPRING (2) IDLE ADJUSTING NEEDLE ...	SEE PAGE 48
56)	THROTTLE BODY ASSEMBLY	







MODEL 1 1/2" DIVORCED CHOKE












REF#	NOMENCLATURE	PART#
1)	SCREW COVER PLATE	
2)	SCREW & LOCKWASHER (2)	
	BOWL COVER	
3)	PLATE COVER	
4)	VALVE VENT	SEE PAGE 47
5)	RETAINER PUMP ROD	SEE PAGE 47
6)	ROD PUMP	SEE PAGE 49
7)	RETAINER FAST IDLE ROD (Upper)	SEE PAGE 47
8)	RETAINER FAST IDLE ROD (Lower)	SEE PAGE 47
9)	ROD FAST IDLE	SEE PAGE 49
10)	RETAINER CHOKE PULL-OFF LINK	SEE PAGE 47
11)	LINK CHOKE PULL-OFF	SEE PAGE 49
12)	SCREW (2) CHOKE PULL-OFF	
	ASSEMBLY	
13)	CHOKE PULL-OFF ASSEMBLY	SEE PAGE 53
14)	SCREW & LOCKWASHER (6)	
	BOWL COVER	
15)	BOWL COVER ASSEMBLY	
16)	PUMP ASSEMBLY	SEE PAGE 54
17)	SPRING PUMP	66-15
18)	RETAINER PUMP SPRING	SEE PAGE 47
19)	GASKET BOWL COVER	SEE PAGE 52
20)	BALL PUMP INTAKE CHECK (Large)	SEE PAGE 47
21)	SCREW (2) VENTURI CLUSTER	
22)	COVER VENTURI	
23)	GASKET VENTURI COVER	SEE PAGE 51
24)	VENTURI CLUSTER ASSEMBLY	
25)	GASKET VENTURI CLUSTER	SEE PAGE 51
26)	BALL PUMP DISCHARGE	
	CHECK (Small)	SEE PAGE 47
27)	SCREW STEP UP PISTON PLATE	SEE PAGE 48
28)	STUP UP PISTON PLATE	
	ASSEMBLY	
29)	ROD (2) STEP UP	
30)	SPRING STEP UP PISTON	
31)	GASKET STEP UP PISTON	SEE PAGE 50
32)	RETAINER FLOAT PIN	85-289
33)	NEEDLE & SEAT ASSEMBLY	SEE PAGE 54
34)	FLOAT ASSEMBLY	SEE PAGE 53
35)	PIN FLOAT	32-57
36)	JET (2) MAIN METERING	SEE PAGE 47
37)	SCREW (2) BOWL COVER	
	(Some Models)	
38)	COVER COMPENSATOR VALVE	
	(Some Models)	
39)	VALVE COMPENSATOR	
	(Some Models)	
40)	GASKET COMPENSATOR VALVE	
	(Some Models)	G604
41)	SCREW & LOCKWASHER (4)	
	THROTTLE BODY	
42)	BOWL ASSEMBLY	
43)	NEEDLE (1) IDLE ADJUSTING	SEE PAGE 48
44)	SPRING IDLE NEEDLE	SEE PAGE 48
45)	GASKET THROTTLE BODY	SEE PAGE 52
46)	CAP (2) IDLE LIMITER	85-153
47)	NEEDLE IDLE ADJUSTING	SEE PAGE 48
48)	SPRING IDLE ADJUSTING NEEDLE	SEE PAGE 48
49)	THROTTLE BODY ASSEMBLY	



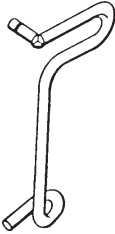

 83-1 LEAD BALL (5/32")	 83-3 LEAD BALL (3/16")	 83-4 LEAD BALL (1/4")	 83-6 LEAD BALL (19/64")	 90-21 CHECK BALL (1/8" Steel)	 90-12 CHECK BALL (5/32" Steel)
 90-13 CHECK BALL (3/16" Steel)	 62-42 E-CLIP RETAINER	 62-45 E-CLIP RETAINER	 67-110 BOWL VENT VALVE CLIP	 62-62 ROD RETAINER	 62-59 ROD RETAINER
 62-55 ROD RETAINER	 62-104 ROD RETAINER	 62-56 ROD RETAINER	 90-36 PUMP DELAYER SPRING RETAINER	 85-136 PUMP SPRING RETAINER	 62-98 PUMP SHAFT SEAL RETAINER
 67-103 INTAKE CHECK BALL RETAINER	 85-203 CHOKE COVER RETAINER	 85-297 CHOKE COVER RETAINER	 85-289 FLOAT PIN RETAINER	 85-78 STAT COVER RETAINER	 85-256 EXPANSION PLUG (1/32" Aluminum)
 85-50 EXPANSION PLUG (3/8" Aluminum)	 85-58 EXPANSION PLUG (1/2" Aluminum)	 85-48 EXPANSION PLUG (5/8" Aluminum)	 0-122 IDLE NEEDLE CONCEALMENT PLUG (Aluminum)	 0-50 HIGHSPEED PASSAGE PLUG (Aluminum)	 85-245 IDLE MIXTURE SCREW PLUG
 G600-5 RUBBER CAP (1/8")	 G652 RUBBER CAP (5/32")	 G600-1 RUBBER CAP (7/32")	 85-153 IDLE LIMITER CAP	 85-199 BOTTOM PLUG	 85-188 VACUUM ROD LIFTER
 85-182 VACUUM ROD LIFTER	 85-171 BOWL VENT COVER	 22-54 IDLE VENT VALVE (TOP)	 22-63 IDLE VENT VALVE (BOTTOM)	 G1173 IDLE VENT VALVE (Rubber)	 G681 IDLE VENT VALVE (Rubber)
 64-353 PUMP SHAFT SEAL	120-1 Series Metering Jets		 22-18 LINKAGE STUD	 22-114 THROTTLE BALL STUD (Steel)	 22-53 BRASS BUSHING
 G1171 PUMP SHAFT SEAL	 Specify Orifice Sizes				

 <p>66-70 SPRING</p>	 <p>ID .290 .045 WIRE DIA. .510 LENGTH</p> <p>66-9 IDLE SPRING</p>	 <p>ID .195 .032 WIRE DIA. .500 LENGTH</p> <p>66-1 IDLE ADJUSTING SCREW SPRING</p>	 <p>ID .204 .038 WIRE DIA. .590 LENGTH</p> <p>66-51 IDLE ADJUSTING SCREW SPRING</p>	 <p>ID .240 .045 WIRE DIA. .590 LENGTH</p> <p>66-58 IDLE ADJUSTMENT SCREW SPRING</p>
 <p>ID .230 .015 WIRE DIA. .980 LENGTH</p> <p>66-131 IDLE ENRICHMENT DIAPHRAGM SPRING</p>	 <p>ID .180 .015 WIRE DIA. 1.370 LENGTH</p> <p>66-98 SPRING</p>	 <p>ID .385 .025 WIRE DIA. 1.580 LENGTH</p> <p>66-15 PUMP RETURN SPRING</p>	 <p>80-221 PHILLIPS FILLISTER SELFTAP SCREW (10-24X3/8")</p>	
 <p>80-31 CHOKE COVER SCREW (6-32X5/16")</p>	 <p>80-25 CHOKE LEVER SCREW (6-32X1/2")</p>	 <p>75-22 FAST IDLE CAM SCREW (12-28 Threads)</p>	 <p>75-48 SCREW (6-32X.700)</p>	
 <p>75-18 CAM SCREW (12-28 Threads)</p>	 <p>75-44 PUMP LEVER SCREW (6X1.X10)</p>	 <p>16-12 IDLE ADJUSTING SCREW (10-32X.900)</p>	 <p>16-11 IDLE MIXTURE SCREW (10-32X1.206)</p>	
 <p>16-124 IDLE ADJUSTING SCREW (10-32X1.442)</p>	 <p>16-91 IDLE ADJUSTING SCREW (10-32X1.502)</p>	 <p>16-39 IDLE ADJUSTING SCREW (10-32X1.395)</p>	 <p>16-67 IDLE MIXTURE SCREW (10-32X1.675)</p>	
 <p>16-54 IDLE SCREW (10-32X.816)</p>	 <p>16-122 IDLE SCREW (10-32X1.311)</p>	 <p>16-133 IDLE SCREW (10-32X1.253)</p>	 <p>16-107 IDLE MIXTURE SCREW (1/4-36X1.297)</p>	























 <p>32-66 ROLL PIN OD.200"X.622" Length</p>	 <p>32-57 VENT VALVE PIN OD.093"X.758" Length</p>	 <p>17-139 VACUUM TUBE OD.190"X.986" Length</p>	 <p>17-123 STEEL TUBE OD.250"X1.885" Length</p>	 <p>17-131 VACUUM TUBE OD.382"X1.718" Length</p>	 <p>17-40 BRASS TUBE OD.375"X1.365" Length</p>
---	---	---	--	--	--


 <p>17-61 BRASS TUBE OD.250"X.750" Length</p>	 <p>17-50 BRASS TUBE OD.187"X1.000" Length</p>	 <p>17-49 VENT TUBE OD.187"X1.250" Length</p>	 <p>17-77 REPAIR TUBE OD.250"X1.375" Length</p>	 <p>ORIFICE .026</p> <p>17-118 BRASS TUBE OD.140"X.846" Length</p>
---	--	---	---	--

 <p>OD .250"</p> <p>OD .190"</p> <p>17-122 BRASS TUBE 2.275" Length</p>	 <p>OD .409"</p> <p>OD .315"</p> <p>17-76 BRASS TUBE 1.000" Length</p>	 <p>ORIFICE .032</p> <p>17-92 BRASS TUBE OD.093"X1.875" Length</p>	 <p>ORIFICE .032</p> <p>17-116 BRASS PASSAGE TUBE OD.093"X1.426" Length</p>
--	---	---	--


 <p>R107 CHOKE ROD</p>	 <p>R118 CHOKE ROD</p>	 <p>R90 CHOKE ROD</p>	 <p>R111 CHOKE ROD</p>
--	--	---	--

 <p>1014F CHOKE COVER POP RIVET</p>	 <p>20-92 CHOKE SHAFT</p>
---	--

<p>ID .124 OD .311 .031 THK.</p>  <p>85-110 THROTTLE ROD WASHER (Steel)</p>	<p>ID .158 OD .325 .031 THK.</p>  <p>85-7 WASHER (Steel)</p>	<p>ID .168 OD .312 .029 THK.</p>  <p>G74 STEP UP PISTON GASKET (Fiber)</p>	<p>ID .181 OD .375 .062 THK.</p>  <p>G115 WASHER (Rubber)</p>	<p>ID .192 OD .322 .031 THK.</p>  <p>G365 STEP UP PISTON GASKET (Fiber)</p>
<p>ID .215 OD .320 .062 THK.</p>  <p>G1266 HOT AIR PASSAGE GASKET (Rubber)</p>	<p>ID .230 OD .379 .031 THK.</p>  <p>G75 PUMP JET GASKET (Fiber)</p>	<p>ID .239 OD .379 .070 THK.</p>  <p>G272 PUMP STEM SEAL O-RING (Buna)</p>	<p>ID .250 OD .375 .090 THK.</p>  <p>G604 IDLE COMPENSATOR GASKET (Cork)</p>	<p>ID .270 OD .370 .031 THK.</p>  <p>G460 STEP UP PISTON GASKET (Rubber)</p>
<p>ID .342 OD .500 .031 THK.</p>  <p>85-291 WASHER (Brass)</p>	<p>ID .567 OD .710 .031 THK.</p>  <p>G1206 NEEDLE & SEAT BANJO WASHER (Alum. + Rubber)</p>	<p>ID 1.485 OD 1.865 .031 THK.</p>  <p>318F CHOKE COVER GASKET</p>	<p>ID 1.556 OD 1.835 .031 THK.</p>  <p>G393 CHOKE COVER GASKET</p>	
<p>ID 1.875 OD 2.187 .046 THK.</p>  <p>G1115 CHOKE COVER GASKET</p>	<p>ID 1.875 OD 2.240 .046 THK.</p>  <p>G97-1 CHOKE COVER GASKET</p>	<p>ID 1.875 OD 2.187 .031 THK.</p>  <p>G378 CHOKE COVER GASKET</p>	<p>ID 1.880 OD 2.200 .031 THK.</p>  <p>243F CHOKE COVER GASKET</p>	
<p>ID 2.645 OD 3.070 .046 THK.</p>  <p>G599 AIR CLEANER GASKET</p>	 <p>G382 AIR CLEANER GASKET</p>	 <p>85-87 STAT COVER RETAINER</p>	 <p>85-286 THROTTLE PLATE</p>	




G192
VENTURI CLUSTER
HOUSING GASKET



G336
VENTURI CLUSTER
HOUSING GASKET



G695
VENTURI CLUSTER
HOUSING GASKET




G388
VENTURI CLUSTER
HOUSING GASKET




G427
VENTURI CLUSTER
COVER GASKET



G626
VENTURI CLUSTER
COVER GASKET



G949
VENTURI CLUSTER
COVER GASKET



G337
VENTURI CLUSTER
COVER GASKET




G193
VENTURI CLUSTER
COVER GASKET




G624
VENTURI CLUSTER
COVER GASKET




G899
VENTURI CLUSTER
COVER GASKET



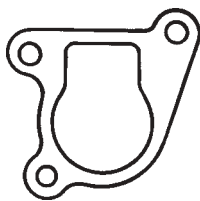
G1094
VENTURI CLUSTER
GASKET




G1152
VENTURI CLUSTER
GASKET



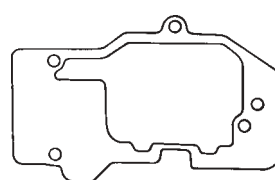
G1095
VENTURI CLUSTER
GASKET



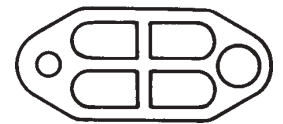
G726
BOWL VENT
COVER GASKET



G863
DUST COVER
GASKET



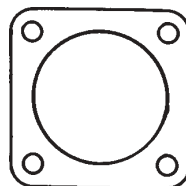
G1112
DUST COVER
GASKET




G1096
PULSE SOLENOID
GASKET



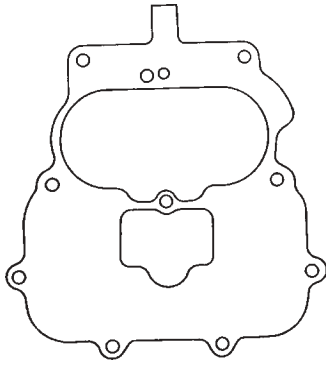
G1352
PULSE SOLENOID
GASKET



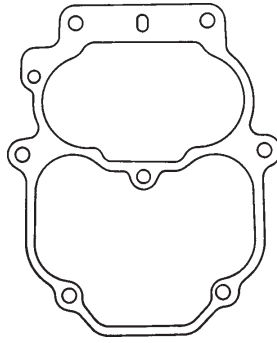
G1162
ENRICHMENT DIAPHRAGM
GASKET



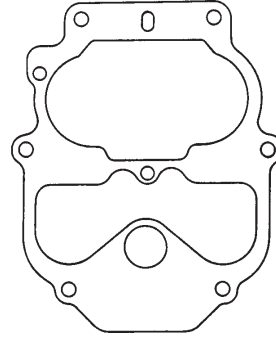
G1111
STEPPER MOTOR
GASKET



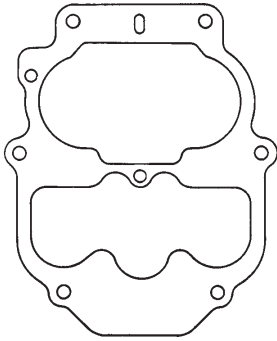
G340
BOWL COVER
GASKET



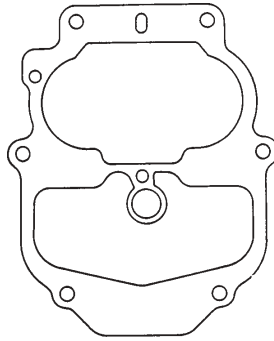
G320
BOWL COVER
GASKET



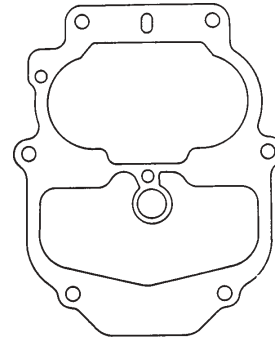
G685
BOWL COVER
GASKET



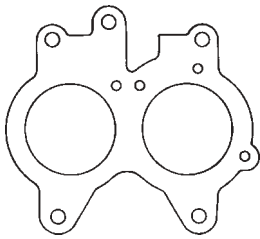
G723
BOWL COVER
GASKET



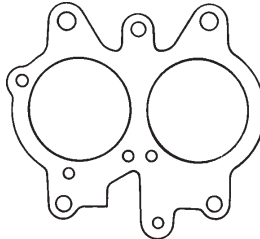
G860
BOWL COVER
GASKET (1/32")



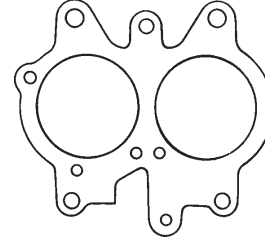
G1277
BOWL COVER
GASKET (3/64")



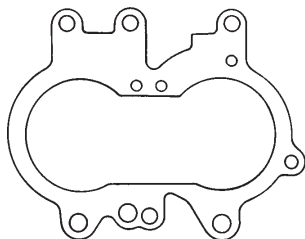
G208
THROTTLE BODY
GASKET



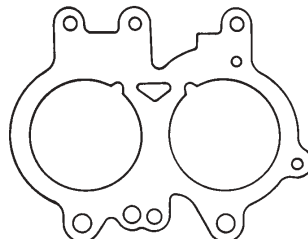
G321
THROTTLE BODY
GASKET (1/32")



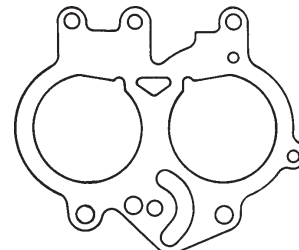
G1122
THROTTLE BODY
GASKET (1/8")



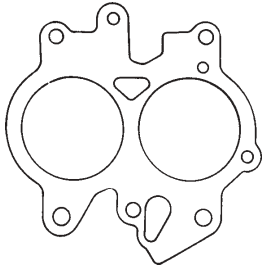
G550
THROTTLE BODY
GASKET



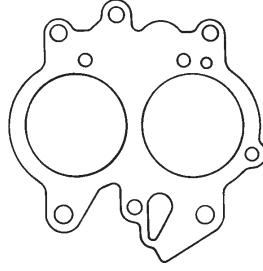
G656
THROTTLE BODY
GASKET



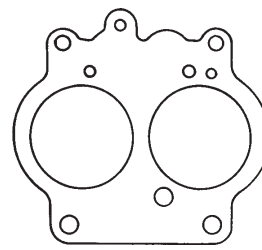
G709
THROTTLE BODY
GASKET



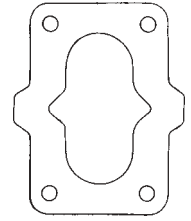
G714
THROTTLE BODY GASKET



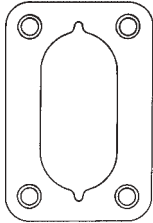
G879
THROTTLE BODY GASKET



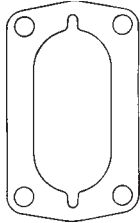
G1116
THROTTLE BODY GASKET



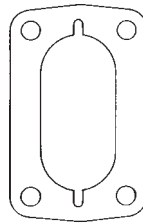
G259
FLANGE GASKET



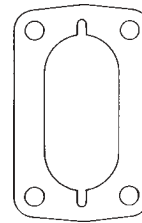
G961
FLANGE GASKET



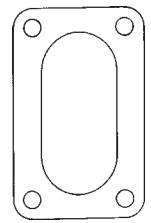
G628
FLANGE GASKET (1/16")



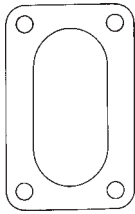
G968
FLANGE GASKET (1/8")



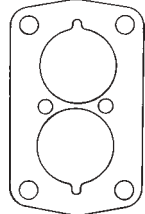
G788
FLANGE GASKET (5/16")



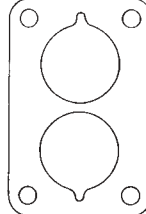
G785
FLANGE GASKET (1/8")



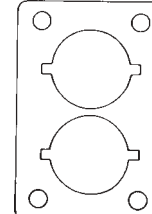
G789
FLANGE GASKET (5/16")




G868
FLANGE GASKET



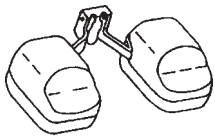
G946
FLANGE GASKET



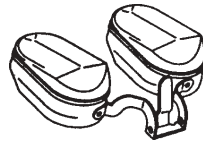
G1060
FLANGE GASKET



G389
FLANGE GASKET



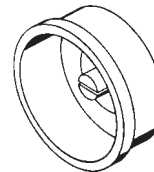
100-122
FLOAT



100-55
FLOAT



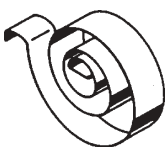
67-107
DIAPHRAGM COVER



40-4
CHOKE COVER
CAP



66-62
BIMETALLIC CHOKE
SPRING



66-32
CHOKE THERMOSTAT
SPRING



101-554
CHOKE PULL-OFF



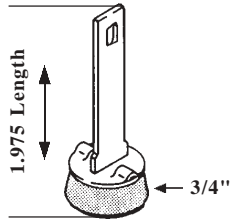
101-553
CHOKE PULL-OFF



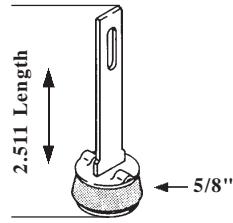
56-4
SOLENOID PISTON



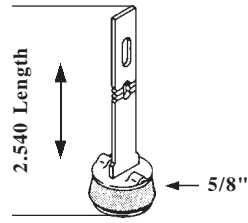
32-59
SOLENOID VENT PIN



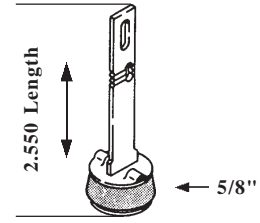
64-310
LEATHER PUMP
ASSEMBLY



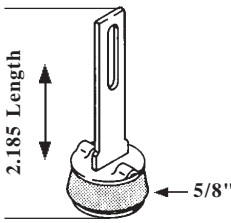
64-88
LEATHER PUMP
ASSEMBLY



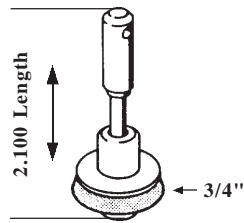
64-233
LEATHER PUMP
ASSEMBLY



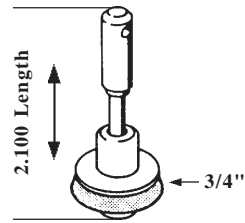
64-218
LEATHER PUMP
ASSEMBLY



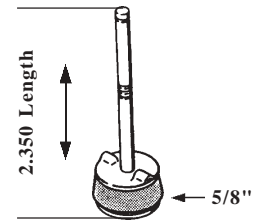
64-335
LEATHER PUMP
ASSEMBLY



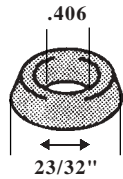
64-286
BUNA PUMP
ASSEMBLY



64-362
FLUORELASTOMER
PUMP ASSEMBLY



64-249
LEATHER PUMP
ASSEMBLY



64-329
METHANOL PUMP
CUP



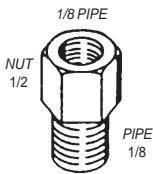
64-294
BUNA PUMP
CUP



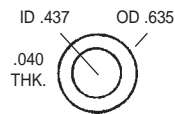
64-212
STEP UP DIAPHRAGM
ASSEMBLY



64-290
IDLE ENRICHMENT
DIAPHRAGM ASSEMBLY



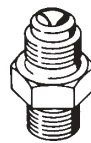
90-17-2
CHOKE REPAIR
FITTING



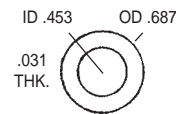
13F
NEEDLE & SEAT
GASKET (Fiber)



18-203
NEEDLE



31-504
VITON NEEDLE &
SEAT ASSEMBLY
.086 Orifice
1/8" M.P.T.



G1630
NEEDLE & SEAT
GASKET (Fiber)



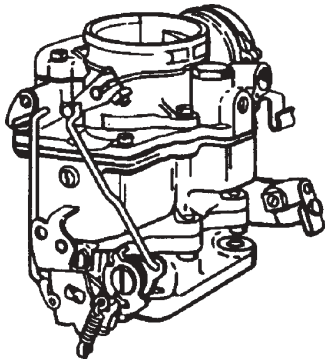
18-203
NEEDLE



31-509
VITON NEEDLE &
SEAT ASSEMBLY
.101 Orifice
5/16" Inverted Flare



318-2013
MICRO SWITCH
SOLENOID

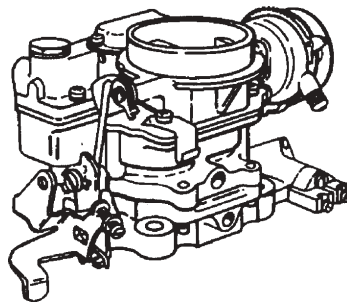


CARTER " WCD "

APPLICATION

AMERICAN MOTORS (6 cyl)	1965-69
BUICK	1946-55
CADILLAC	1950-51
PONTIAC	1949-54
RAMBLER (6 cyl)	1964-65
WILLYS (6 cyl).....	1954-56

" WGD " " WGD - 1 "

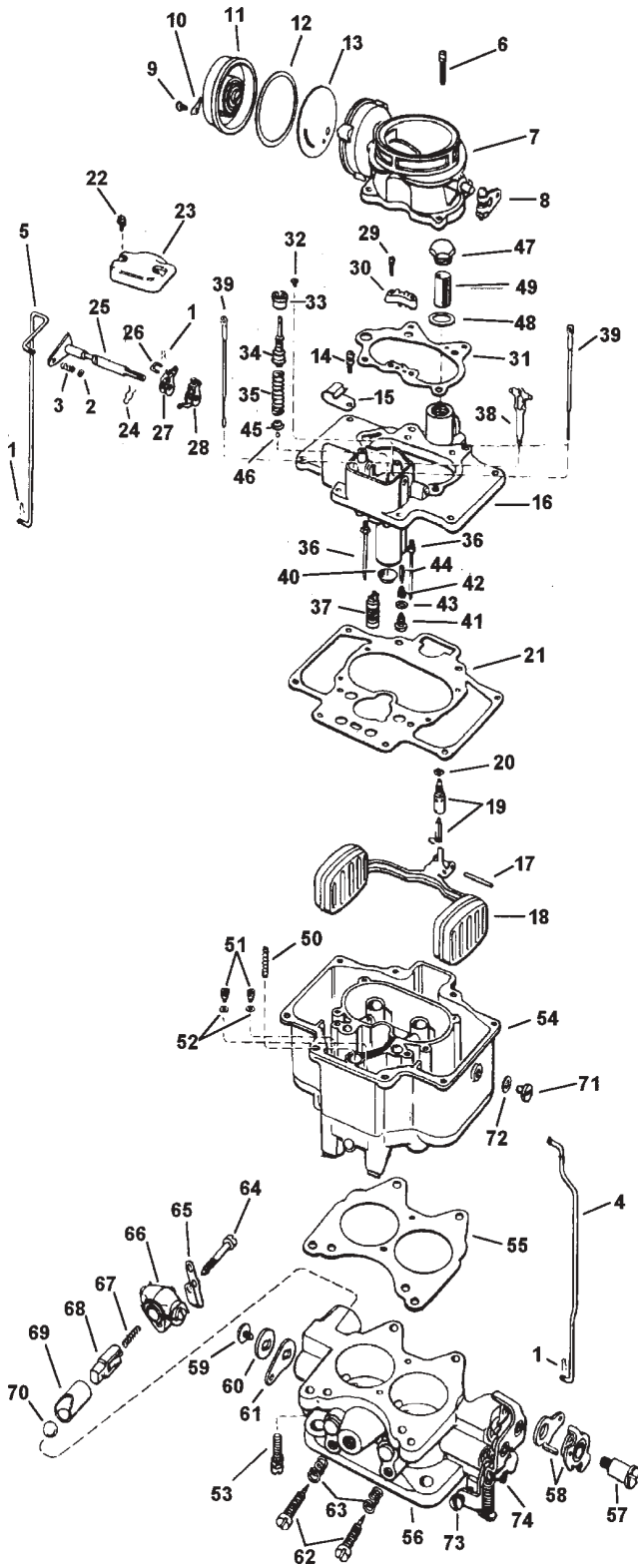


APPLICATION

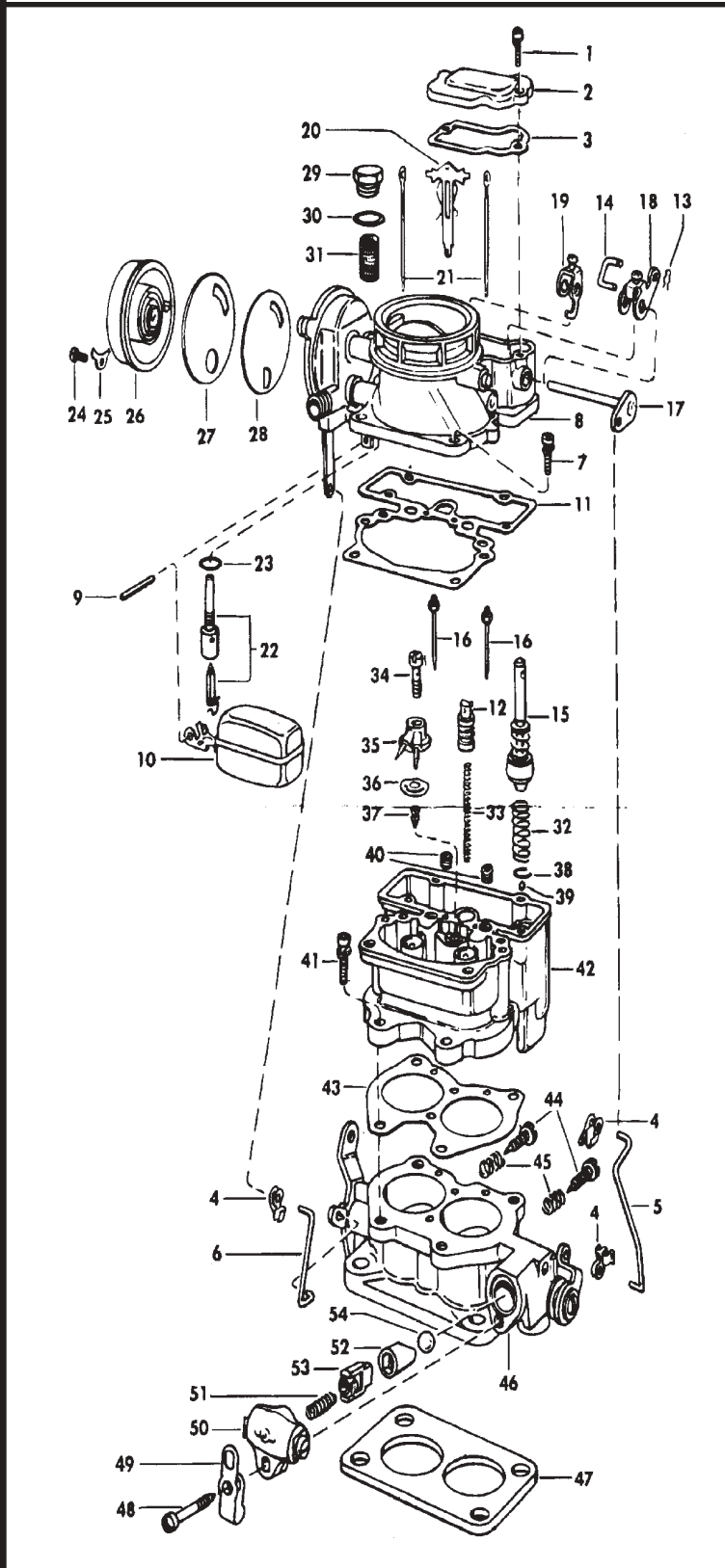
FORD	1934-56
GENERAL MOTORS	1949-72
HUDSON	1950-56
KAISER - FRAZER	1951-54
NASH AMBASSADOR	1955-56
PACKARD	1949-54
RAMBLER (8 cyl)	1957

APPLICATION




















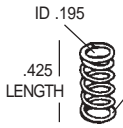
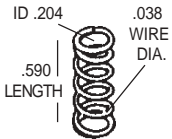

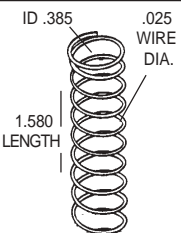

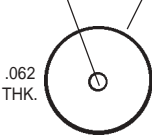


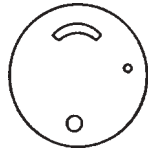
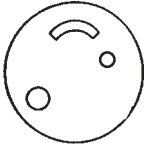
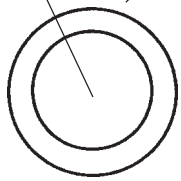
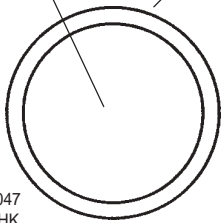
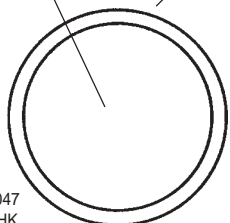
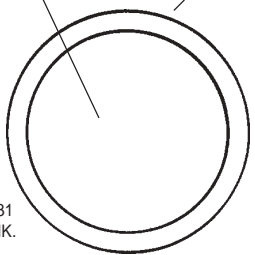
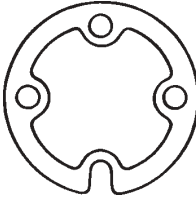




HUDSON.....	1950-54
KAISER - FRAZER	1951-54
OLDMOBILE	1949-53
PACKARD	1949-54
WILLYS	1954-55




REF#	NOMENCLATURE	PART#
1)	PIN SPRING	SEE PAGE 58
2)	PUMP SPRING RETAINER	SEE PAGE 58
3)	CONNECTOR ROD SPRING	SEE PAGE 58
4)	CHOKE CONNECTOR ROD	
5)	THROTTLE CONNECTOR ROD	
6)	SCREW & LOCKWASHER ASSEMBLY ...	
7)	AIR HORN ASSEMBLY	
8)	CHOKE LEVER ASSEMBLY	
9)	COIL HOUSING SCREW	85-203
10)	COIL HOUSING RETAINER	
11)	THERMOSTAT HOUSING ASSEMBLY ...	40-4 / 66-32
12)	COIL HOUSING GASKET	G97-1
13)	CHOKE BAFFLE PLATE	
14)	SCREW & LOCKWASHER ASSEMBLY .	
15)	CABLE CLIP	
16)	BOWL COVER ASSEMBLY	
17)	FLOAT PIN	32-19
18)	FLOAT ASSEMBLY	
19)	NEEDLE & SEAT ASSEMBLY	SEE PAGE 59
20)	NEEDLE & SEAT GASKET	
21)	BOWL COVER GASKET	SEE PAGE 59
22)	SCREW & LOCKWASHER ASSEMBLY .	
23)	DUST COVER	
24)	PIN SPRING	62-56
25)	PUMP OPERATING LEVER	
26)	PUMP ARM LINK	50-21
27)	PUMP ARM ASSEMBLY	
28)	METERING ROD ARM ASSEMBLY	
29)	SCREW & LOCKWASHER ASSEMBLY .	
30)	PUMP JET ASSEMBLY	
31)	AIR HORN GASKET	G105
32)	PUMP PLUNGER GUIDE SCREW	
33)	PUMP PLUNGER GUIDE	
34)	PUMP PLUNGER ASSEMBLY	SEE PAGE 59
35)	PUMP PLUNGER SPRING	SEE PAGE 58
36)	LOW SPEED JET	
37)	VACUUM PISTON	
38)	VACUUM PISTON LINK	
39)	METERING ROD	
40)	PUMP SPRING	
41)	PUMP DISCHARGE RELIEF CHECK	SEE PAGE 59
42)	PUMP DISCHARGE NEEDLE GASKET .	G75
43)	PUMP DISCHARGE NEEDLE SEAT	
44)	PUMP CHECK NEEDLE	SEE PAGE 59
45)	INTAKE BALL CHECK RETAINER	SEE PAGE 58
46)	PUMP INTAKE CHECK BALL	90-12
47)	STRAINER NUT	
48)	STRAINER NUT GASKET	G112
49)	STRAINER	
50)	VACUUM PISTON SPRING	
51)	MAIN METERING JET	
52)	MAIN METERING JET GASKET	
53)	SCREW & LOCKWASHER ASSEMBLY .	
54)	MAIN BODY	
55)	THROTTLE BODY GASKET	G146
56)	THROTTLE BODY	
57)	FAST IDLE CAM SCREW	
58)	FAST IDLE CAM ASSEMBLY	
59)	THROTTLE SHAFT ARM SCREW	
60)	THROTTLE SHAFT WASHER	
61)	THROTTLE SHAFT ARM	
62)	IDLE ADJUSTING SCREW	SEE PAGE 58
63)	IDLE ADJUSTING SCREW SPRING	66-51
<i>THE FOLLOWING PARTS ARE NOT USED ON ALL MODELS:</i>		
64)	SWITCH TERMINAL SCREW	
65)	HOLDOWN CLIP	
66)	SWITCH TERMINAL CAP ASSEMBLY ...	
67)	SWITCH RETURN SPRING	
68)	SWITCH GUIDE BLOCK	
69)	SWITCH PLUNGER	
70)	SWITCH BALL	
71)	FUEL LEVEL PLUG	
72)	FUEL LEVEL PLUG GASKET	
73)	THROTTLE STOP SCREW	
74)	FAST IDLE ADJUSTING SCREW	
	METERING ROD GUIDE	



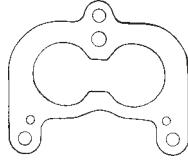
REF#	NOMENCLATURE	PART#
1)	DUST COVER SCREW & LOCKWASHER ASSEMBLY	
2)	DUST COVER	
3)	DUST COVER GASKET	G71
4)	THROTTLE & CHOKE CONNECTOR ROD RETAINER	62-50
5)	THROTTLE CONNECTOR ROD	
6)	CHOKE CONNECTOR ROD	
7)	AIR HORN ATTACHING SCREW & LOCKWASHER ASSEMBLY	
8)	AIR HORN ASSEMBLY	
9)	FLOAT PIN	32-19
10)	FLOAT	
11)	AIR HORN GASKET	G241
12)	VACUUM PISTON	
13)	PIN SPRING	SEE PAGE 58
14)	PUMP LINK	50-21
15)	PUMP PLUNGER	SEE PAGE 59
16)	LOW SPEED JET	
17)	PUMP OPERATING LEVER	
18)	PUMP ARM	
19)	METERING ROD ARM	
20)	VACUUM PISTON LINK	
21)	METERING ROD	
22)	NEEDLE & SEAT ASSEMBLY	SEE PAGE 59
23)	NEEDLE & SEAT GASKET	
24)	COIL HOUSING ATTACHING SCREW	
25)	COIL HOUSING RETAINER	85-203
26)	THERMOSTAT HOUSING ASSEMBLY	40-4 / 66-32
27)	COIL HOUSING ASSEMBLY	
28)	BAFFLE PLATE	
29)	STRAINER NUT	
30)	STRAINER NUT GASKET	G112
31)	STRAINER	
32)	PUMP SPRING	66-15
33)	VACUUM PISTON SPRING	
34)	PUMP JET HOUSING SCREW	
35)	PUMP JET HOUSING	
36)	PUMP JET HOUSING GASKET	G159
37)	PUMP CHECK NEEDLE	SEE PAGE 59
38)	PUMP CYLINDER BALL RETAINER	
39)	PUMP INLET BALL	90-12
40)	METERING ROD JET	
41)	BODY FLANGE CREW & LOCKWASHER ASSEMBLY	
42)	MAIN BODY ASSEMBLY	
43)	THROTTLE BODY GASKET	G146
44)	IDLE ADJUSTING SCREW	SEE PAGE 58
45)	IDLE ADJUSTING SCREW SPRING	66-51
46)	BODY FLANGE GASKET ASSEMBLY	
47)	FLANGE GASKET	SEE PAGE 59
48)	TERMINAL CAP ATTACHING SCREW	
49)	TERMINAL HOLD-DOWN CLIP	
50)	TERMINAL CAP ASSEMBLY	
51)	SWITCH RETURN SPRING	
52)	SWITCH GUIDE BLOCK	
53)	SWITCH PLUNGER	

 90-12 CHECK BALL (5/32" Steel)	 62-56 ROD RETAINER	 62-104 ROD RETAINER	 62-62 ROD RETAINER	 62-45 E-CLIP RETAINER	 62-50 CLEVIS CLIP	 62-60 CLEVIS CLIP
 67-103 INTAKE CHECK BALL RETAINER	 85-84 PUMP PLUNGER SPRING RETAINER	 85-85 PUMP PLUNGER SPRING RETAINER	 85-203 CHOKE COVER RETAINER	 85-297 CHOKE COVER RETAINER	 0-50 HIGH SPEED PASSAGE PLUG (Aluminum)	 0-60 PLUG (Aluminum)
 85-47 EXPANSION PLUG (9/16" Aluminum)	 85-48 EXPANSION PLUG (5/8" Aluminum)	 80-22 SLOTTED OVAL HEAD (6-32X11/32")	 16-7 IDLE ADJUSTING SCREW (1/4-32x1.134)	 16-11 IDLE MIXTURE SCREW (10-32X1.206)	 66-3 IDLE SCREW SPRING ID .195 .038 WIRE DIA. .425 LENGTH	 66-51 IDLE ADJUSTING SCREW SPRING ID .204 .038 WIRE DIA. .590 LENGTH
 69-14 PUMP PLUNGER SPRING	 66-15 PUMP RETURN SPRING ID .385 .025 WIRE DIA. 1.580 LENGTH	 50-21 PUMP CONNECTOR LINK	 G62 PUMP WASHER (Felt) ID .101 OD .506 .062 THK.	 G75 PUMP JET GASKET (Fiber) ID .230 OD .379 .031 THK.	 G57 MAIN METERING JET GASKET (Fiber) ID .234 OD .375 .031 THK.	 G63 COIL HOUSING GASKET
 G294 COIL HOUSING GASKET	 G112 BOWL STRAINER GASKET ID .606 OD .856 .031 THK.	 G1115 CHOKE COVER GASKET ID 1.875 OD 2.187 .047 THK.	 G97-1 CHOKE COVER GASKET ID 1.875 OD 2.240 .047 THK.	 243F CHOKE COVER GASKET ID 1.880 OD 2.185 .031 THK.		
 G436 DELAYER PLATE GASKET	 G423 DUST COVER GASKET	 G245 PUMP JET GASKET	 G159 PUMP JET HOUSING GASKET	 G174 DUST COVER GASKET		

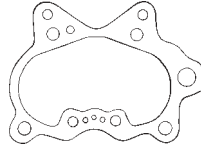
Walker CARTER - WCD, WGD



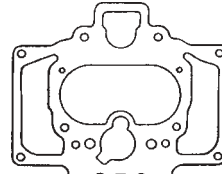
G71
DUST COVER
GASKET



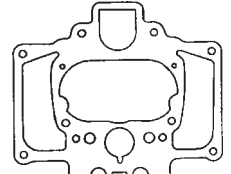
G55
GASKET



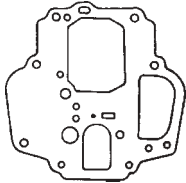
G105
BOWL COVER
GASKET



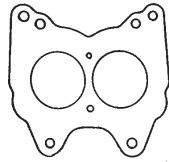
G99
BOWL COVER
GASKET



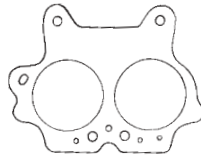
G147
BOWL COVER
GASKET



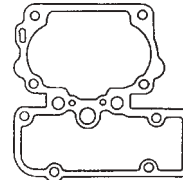
G489
BOWL COVER
GASKET



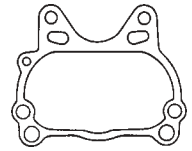
G146
THROTTLE BODY
GASKET



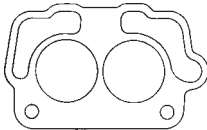
G242
THROTTLE BODY
GASKET



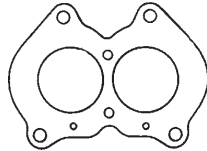
G241
AIR HORN
GASKET



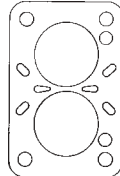
G359
AIR HORN
GASKET



G358
FLANGE GASKET



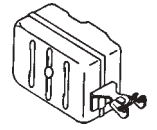
G150
FLANGE GASKET



G533
FLANGE GASKET



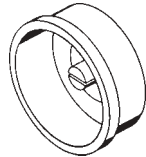
32-19
FLOAT PIN
OD .093" X 1.000" Length



100-132
FLOAT



66-32
CHOKE THERMOSTAT
SPRING



40-4
CHOKE COVER
CAP



17-16-3
PUMP CHECK
NEEDLE



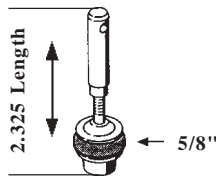
17-143
PUMP CHECK
NEEDLE



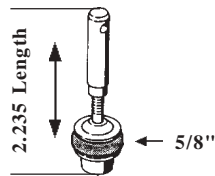
17-16-1
PUMP CHECK
NEEDLE



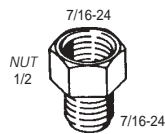
17-16-2
PUMP CHECK
NEEDLE



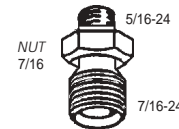
64-153
LEATHER PUMP
ASSEMBLY



64-93
LEATHER PUMP
ASSEMBLY



90-17-4
CHOKE TUBE
REPAIR FITTING



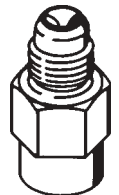
90-16-1
CHOKE REPAIR
FITTING



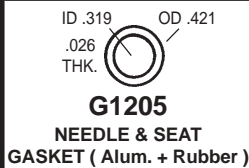
13F
NEEDLE & SEAT
GASKET (Fiber)



18-204
NEEDLE



31-503
VITON NEEDLE &
SEAT ASSEMBLY
.086 Orifice
1/8" F.P.T.



G1205
NEEDLE & SEAT
GASKET (Alum. + Rubber)



18-221
NEEDLE



31-560
VITON NEEDLE &
SEAT ASSEMBLY
.091 Orifice



13F
NEEDLE & SEAT
GASKET (Fiber)



18-204
NEEDLE



31-516
VITON NEEDLE &
SEAT ASSEMBLY
.092 Orifice
1/4" Inverted Flare



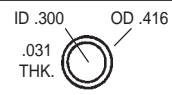
13F
NEEDLE & SEAT
GASKET (Fiber)



18-204
NEEDLE



31-533
VITON NEEDLE &
SEAT ASSEMBLY
.101 Orifice
5/16" Inverted Flare



G38
NEEDLE & SEAT
GASKET (Fiber)



18-200
NEEDLE



31-512
VITON NEEDLE &
SEAT ASSEMBLY
.110 Orifice